

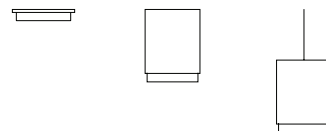


Trybeca





Trybeca















EN Ideal for transforming interiors with diffuse a lighting, Trybeca is a family of recessed, surface-mounted and pendant luminaires based on the clean lines of three simple shapes: circle, square and rectangle.

IT Ideale per trasformare gli interni con l'illuminazione diffusa, Trybeca è una famiglia di apparecchi di illuminazione a incasso, superficie e sospensione basata sulle linee essenziali di tre semplici forme: cerchio, quadrato e rettangolo.











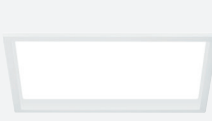










Overview









Application:	Recessed, Surface, Pendant
Light source:	COB LED, LED ARRAY
W:	3 W - 35 W
K:	2700 K, 3000 K, 4000 K
Lumen:	320 lm - 4096 lm
CRI:	>80 , >90, >95
SDCM:	<3, <4
IP:	20
Control options:	On/Off, Phase-cut , Dimm 1-10V, DALI
Technologies:	Warm Dimming, Bluetooth



<p>System/ Sistema</p>					
<p>Trybeca Recessed p.251</p>	 <p>Trybeca Recessed Round</p>	 <p>Trybeca Recessed Square</p>	 <p>Trybeca Recessed Rectangular</p>	 <p>Trybeca Recessed Round Drop</p>	 <p>Trybeca Recessed Square Drop</p>
<p>Trybeca Surface p.273</p>	 <p>Trybeca Surface Round</p>	 <p>Trybeca Surface Square</p>			
<p>Version as with accessories</p>	 <p>Trybeca Surface Round Pendant</p>	 <p>Trybeca Surface Square Pendant</p>			
<p>Finishes/ Finiture</p>	 <p>12 Embossed matt white/ Bianco opaco goffrato</p>	 <p>31 Embossed matt black/ Nero opaco goffrato</p>			
<p>Beams/ Fasci</p>	 <p>Wide/ Largo</p>				



Sizes and tech. specifications/ Misure e info tecniche	RECESSED			
	38 mm	75 mm	150 mm	300 mm
Trybeca Recessed Round	 Visible trim Ø57mm Trimless Ø38mm p.256	 Visible trim Ø93mm Trimless Ø75mm p.256	 Visible trim Ø170mm Trimless Ø150mm p.257	 Visible trim Ø330mm Trimless Ø300mm p.257
Trybeca Recessed Square	 Visible trim 57x57mm Trimless 38x38mm p.260	 Visible trim 93x93mm Trimless 75x75mm p.260	 Visible trim 170x170mm Trimless 150x150mm p.261	 Visible trim 330x330mm Trimless 300x300mm p.261
Trybeca Recessed Rectangular		 Visible trim 136x93mm Trimless 118x75mm p.264	 Visible trim 230x170mm Trimless 210x150mm p.264	 Visible trim 330x213mm Trimless 300x183mm p.265
Trybeca Recessed Drop Round	 Visible trim Ø57mm Trimless Ø38mm p.266	 Visible trim Ø93mm Trimless Ø75mm p.266	 Visible trim Ø170mm Trimless Ø150mm p.267	
Trybeca Recessed Drop Square	 Visible trim 57x57mm Trimless 38x38mm p.268	 Visible trim 93x93mm Trimless 75x75mm p.268	 Visible trim 170x170mm Trimless 150x150mm p.269	
Max recess depth/ Ingombro interno massimo	 Ø49 49x49	 Ø85 85x85	 Ø162 162x162	 Ø313 313x313
Beam width/ Apertura cono di luce	66°, 110°, 152°	96°, 106°, 142°	104°, 107°, 120°	106°, 110°, 116°
Light source/ Sorgente luminosa	COB LED 3 W 320lm - 413 lm L80 B10=50,000h 2700 K, 3000 K, 4000 K SDCM <3 CRI >80, CRI >90	COB LED 8 W 900lm - 1116lm L80 B10=50,000h 2700 K, 3000 K, 4000 K SDCM <3 CRI >80, CRI >90 Warm Dimming COB LED 12 W 100lm - 1000lm L70 B50=50,000h 1700 K - 3000 K SDCM <4 CRI >95	COB LED 17 W, 24 W 2066 lm - 3537 lm L80 B10=50,000h 2700 K, 3000 K, 4000 K SDCM <3 CRI >80, CRI >90 Warm Dimming COB LED 25 W 100lm - 2500lm L70 B50=50,000h 1700 K - 3000 K SDCM <4 CRI >95	LED ARRAY 26 W, 35 W 1789 lm - 4096 lm L70 B50=50,000h 2700 K, 3000 K, 4000 K SDCM <3 CRI >80, CRI >90

Sizes and tech. specifications/ Misure e info tecniche	SURFACE			
	38 mm	75 mm	150 mm	300 mm
Trybeca Surface Round	 <p>Ø44 mm 216 mm p.278</p>	 <p>Ø81mm 216/320 mm p.278</p>	 <p>Ø158mm 216 mm p.279</p>	 <p>Ø340mm 160mm p.280</p>
Trybeca Surface Square	 <p>44x44mm 216 mm p.282</p>	 <p>81x81mm 216/320 mm p.282</p>	 <p>158x158mm 216 mm p.283</p>	 <p>340x340mm 160 mm p.284</p>
Beam width/ Apertura cono di luce	66°, 110°, 152°	96°, 106°, 142°	104°, 107°, 120°	106°, 110°, 116°
Light source/ Sorgente luminosa	COB LED 3 W 320 lm - 413 lm L80 B10=50,000h 2700 K, 3000 K, 4000 K SDCM <3 CRI >80, CRI >90	COB LED 8 W 900 lm - 1116 lm L80 B10=50,000h 2700 K, 3000 K, 4000 K SDCM <3 CRI >80, CRI >90 Warm Dimming COB LED 12 W 100 lm - 1000 lm L70 B50=50,000h 2000 K - 3000 K SDCM <4 CRI >95	COB LED 17 W, 24 W 2066 lm - 3537 lm L80 B10=50,000h 2700 K, 3000 K, 4000 K SDCM <3 CRI >80, CRI >90 Warm Dimming COB LED 25 W 100 lm - 2500 lm L70 B50=50,000h 2000 K - 3000 K SDCM <4 CRI >95	LED ARRAY 35 W 2797 lm - 4096 lm L70 B50=50,000h 2700 K, 3000 K, 4000 K SDCM <3 CRI >80, CRI >90

Accessories/
Accessori

Mounting accessories/
Accessori montaggio



Formwork/
Cassaforma



Plastic spacer set/
Set di distanziali

Trybeca Surface
Version as accessories



Rod with round base/
Tige con base tonda

12
31



Rod with square base/
Tige con base quadrata

12
31







Red fabric cable with round base/
Cavo rosso in tessuto con base tonda


12
31

Diffusers

EN Trybeca comes with three interchangeable spacers that can be used for recessed, flush or drop mounting of the diffuser. The Trybeca Recessed Drop version has a diffuser that drops further for even softer and more aesthetically pleasing light distribution.


IT Trybeca è dotato di tre distanziali intercambiabili che consentono di spostare il diffusore in posizione incassata, a filo o esposta. La versione Trybeca Recessed Drop offre un diffusore ancora più esposto a cui corrisponde una distribuzione ancora più morbida ed esteticamente accattivante.

 -15 mm	 0 mm	 +15 mm (38) +25 mm (75, 150, 300)	 +30 mm (38) +50 mm (75) +75 mm (150)
EN Recessed configuration IT Configurazione a incasso	EN Flush configuration IT Configurazione a filo	EN Drop configuration IT Configurazione esposto	EN Trybeca Recessed Drop IT Trybeca Recessed Drop



LED

COB

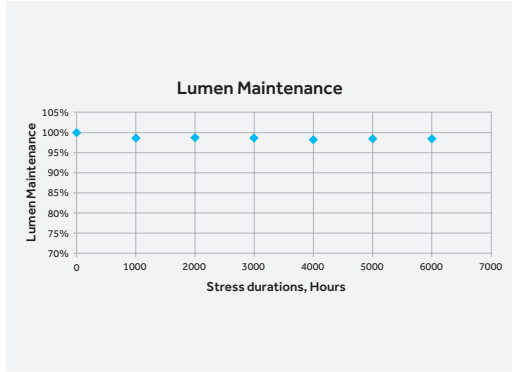


2700 K, 3000 K, 4000 K
SDCM <3
CRI > 80, CRI > 90

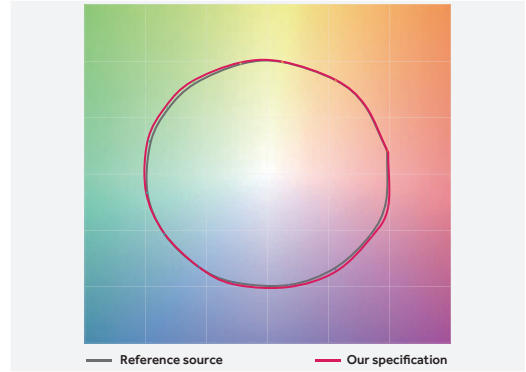
TM 30
Rf: 89, Rg: 103

L80 B10 = 50,000h
Ta: 85°
Tc: 85°
~6.000hr
Lm Maintainance: 98%
(Source: LM80 test report)

Note:
Trybeca 300 mm
(MID POWER LED)




^{EN} COB LED boasts excellent performance of up to 154 lm/W (3000 K, CRI > 80). Light-emitting surface (LES) from 6 mm to 13 mm, nominal flux from 400 lm to 5238 lm. Smooth, bright white light that faithfully reproduces colours.

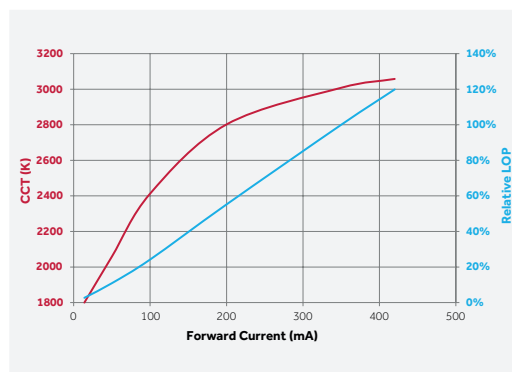


^{IT} COB LED dalle eccellenti performance, fino a 154lm/W (3000K, CRI > 80). Superficie emittente (LES) da 6mm fino a 13mm, flussi nominali da 400lm fino a 5238lm. Luce bianca uniforme e brillante con una riproduzione fedele dei colori.

Warm Dimming



1700K-3000K
SDCM <4
CRI >95
L70/B50=50,000h



Ra	R1	R2	R3	R4	R5	R6	R7	R8	R9	R10	R11	R12	R13	R14	R15	
1700K	94	94	95	97	90	91	88	97	97	94	92	81	78	93	96	98
3000K	97	95	97	97	97	96	95	99	97	94	97	94	86	95	97	95


^{EN} Our solution combines two chips in a single COB LED. With this configuration, only a single driver supplies power and gradually reduces incoming amps to bring it in line with the desired output. By reducing power supply to the chips, the luminous flux is reduced and consequently the colour temperature resulting from the combination of the individually designated colour temperatures is automatically offset. This technology delivers a very wide range of adjustment for luminous intensity, with a very gentle, gradual change in colour temperature (from no more than 3000 K to no less than 1700 K). The CRI and colour rendering is excellent for the whole dimming range, with a CRI of up to 97 and an R9 of 94.

^{IT} La nostra soluzione combina due chip in un solo COB LED. Con questa configurazione, l'alimentazione è un unico driver che riduce gradualmente l'ampereaggio in entrata in funzione del rendimento desiderato. Diminuendo l'alimentazione ai chip, diminuisce il flusso e la temperatura di colore, che risulta dalla combinazione delle singole temperature di colore stabilite, viene bilanciata automaticamente di conseguenza. Questa tecnologia offre un campo di regolazione della luminosità molto ampio con una variazione della temperatura di colore molto morbida e graduale, da un massimo di 3000K a un minimo di 1700 K. Il CRI e il rendimento dei colori è eccellente per l'intero range di dimmerazione, con valori di CRI fino a 97 e R9 di 94.

EN Product body
IT Corpo apparecchio



EN Plastic spacer for three diffuser positions:
recessed, flush, drop
IT Distanziale in plastica per tre posizioni del
diffusore: incassato, a filo, esposto



EN Heat sink
IT Dissipatore



EN Diffuser made from high quality material
with nanotechnology treatment for excellent
performance and even light emission (up to
87% efficiency).
IT Diffusore in materiale di alta qualità con nano
trattamento della superficie che consente
performance eccellenti e un'emissione
uniforme della luce con rendimenti fino al 87%.



Trybeca Recessed

www.reggiani.net

#theilluminationcollective




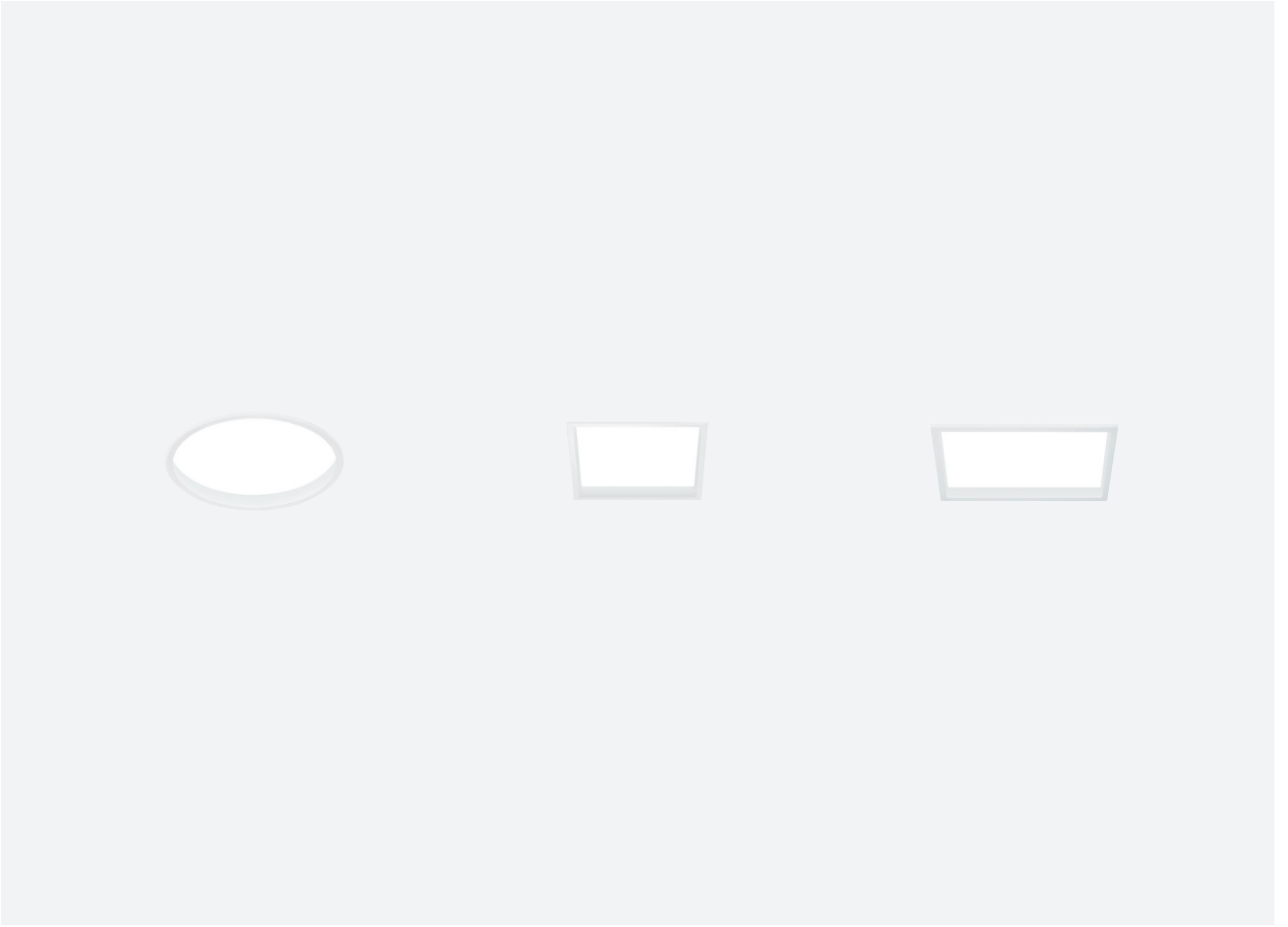
—

Trybeca Recessed

— Trybeca Recessed

EN The Trybeca Recessed range is available in square, rectangular or round versions and four sizes, each with the same metric, so the luminaires integrate harmoniously with each another. Trybeca Recessed also comes in the Round Drop and Square Drop variants.


IT Trybeca Recessed è una famiglia di incassi disponibili nelle forme: quadrato, rettangolo e cerchio, declinate in 4 dimensioni dalla metrica comune che consente l'integrazione tra le diverse misure. Trybeca Recessed è anche disponibile nella versione Round Drop e Square Drop.



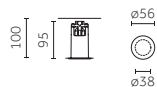




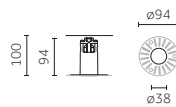
Round | 38 mm



Visible trim/
Con flangia



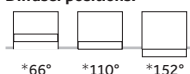
Trimless/
Senza flangia



Code example:
X . **BH1A0** . **HW** **12**

Accessories: p.258
Drivers: p.270-271
Finishes: p.240
Photometric data:
www.reggiani.net


Diffuser positions:



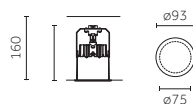
3 W		COB LED		Lumen delivered up to 290lm / Lumen maintenance: L80 B10=50,000h					
Driver	Version	Light beam*	LED	K	CRI	lm	SDCM	Finishes	
X Not included	BH1A0 Visibletrim	Very-wide	HW	2700	>90	320	<3	12	
	CH1A0 Trimless	Very-wide	HQ	3000	>90	346	<3	31	
			WW	3000	>80	401	<3		
			NN	4000	>80	413	<3		

LED nominal lumen

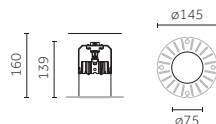
Round | 75 mm



Visible trim/
Con flangia



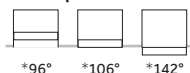
Trimless/
Senza flangia



Code example:
X . **BH1C0** . **HW** **12**

Accessories: p.258
Drivers: p.270-271
Finishes: p.240
Photometric data:
www.reggiani.net

Diffuser positions:



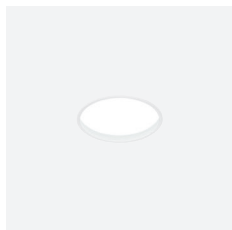
8 W		COB LED		Lumen delivered up to 890lm / Lumen maintenance: L80 B50=50,000h					
Driver	Version	Light beam*	LED	K	CRI	lm	SDCM	Finishes	
X Not included	BH1C0 Visibletrim	Very-wide	HW	2700	>90	900	<3	12	
	CH1C0 Trimless	Very-wide	HQ	3000	>90	936	<3	31	
			WW	3000	>80	1104	<3		
			NN	4000	>80	1116	<3		

LED nominal lumen

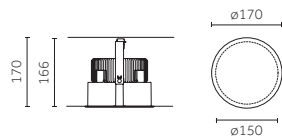
12 W		Warm Dimming COB LED		Lumen delivered up to 790lm / Lumen maintenance: L70 B50=50,000h					
Driver	Version	Light beam*	LED	K	CRI	lm	SDCM	Finishes	
X Not included	BC030 Visibletrim	Very-wide	DT	1700-3000	>95	100-1000	<4	12	
	CC030 Trimless	Very-wide						31	

LED nominal lumen

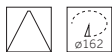
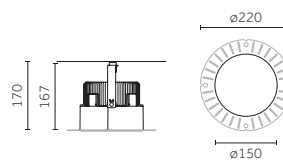
Round | 150 mm



Visible trim/
Con flangia



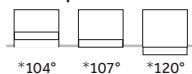
Trimless/
Senza flangia



Code example:
X . BH1H0 . HW 12

Accessories: p.258
Drivers: p.270-271
Finishes: p.240
Photometric data:
www.reggiani.net

Diffuser positions:



17 W COB LED Lumen delivered up to 2100 lm / Lumen maintenance: L80 B10=50,000h

Driver	Version	Light beam*	LED	K	CRI	lm	SDCM	Finishes
X Not included	BH1H0 Visible trim	Very-wide	HW	2700	>90	2066	< 3	12
	CH1H0 Trimless	Very-wide	HQ	3000	>90	2072	< 3	31
			WW	3000	>80	2543	< 3	
			NN	4000	>80	2668	< 3	

LED nominal lumen

24 W COB LED Lumen delivered up to 2800 lm / Lumen maintenance: L80 B10=50,000h

Driver	Version	Light beam*	LED	K	CRI	lm	SDCM	Finishes
X Not included	BH1E0 Visible trim	Very-wide	HW	2700	>90	2690	< 3	12
	CH1E0 Trimless	Very-wide	HQ	3000	>90	2744	< 3	31
			WW	3000	>80	3384	< 3	
			NN	4000	>80	3537	< 3	


LED nominal lumen

25 W Warm Dimming COB LED Lumen delivered up to 1900 lm / Lumen maintenance: L70 B50=50,000h

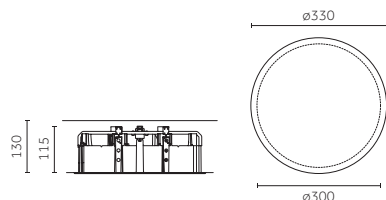
Driver	Version	Light beam*	LED	K	CRI	lm	SDCM	Finishes
X Not included	BC070 Visible trim	Very-wide	DT	1700-3000	>95	100-2500	< 4	12
	CC070 Trimless	Very-wide						31

LED nominal lumen

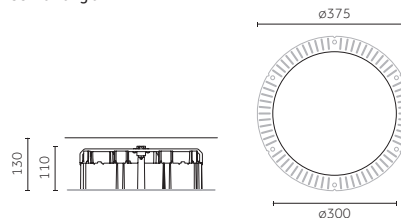
Round | 300 mm



Visible trim/
Con flangia



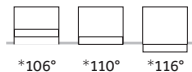
Trimless/
Senza flangia



Code example:
X . BC0L0 . HW 12

Accessories: p.258
Drivers: p.270-271
Finishes: p.240
Photometric data:
www.reggiani.net

Diffuser positions:



35 W LED ARRAY Lumen delivered up to 3275 lm / Lumen maintenance: L70 B50=50,000h

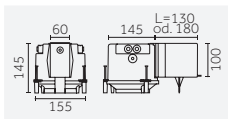
Driver	Version	Light beam*	LED	K	CRI	lm	SDCM	Finishes
X Not included	BC0L0 Visible trim	Very-wide	HW	2700	>90	2797	< 3	12
	CC0L0 Trimless	Very-wide	HQ	3000	>90	3360	< 3	31
			WW	3000	>80	3818	< 3	
			NN	4000	>80	4096	< 3	

LED nominal lumen

Round | Accessories

Mounting accessories/ Accessori montaggio

Round | 38 mm



Description
Formwork/
Cassaforma

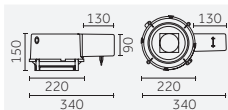
Code
0.40190.0000



Description
Plastic spacer set/
Set di distanziali

Code
1.38223.0000

Round | 75 mm



Description
Formwork/
Cassaforma

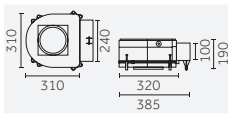
Code
0.40191.0000



Description
Plastic spacer set/
Set di distanziali

Code
1.37824.0000

Round | 150 mm



Description
Formwork/
Cassaforma

Code
0.40193.0000



Description
Plastic spacer set/
Set di distanziali

Code
1.37824.0000

Round | 300 mm

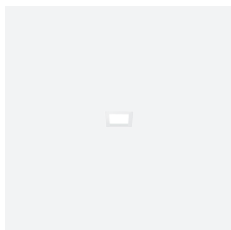


Description
Plastic spacer set/
Set di distanziali

Code
1.38410.0000



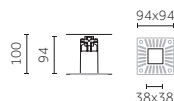
Square | 38 mm



Visible trim/
Con flangia



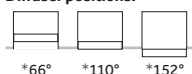
Trimless/
Senza flangia



Code example:
X . **DH1A0** . **HW** **12**

Accessories: p.262
Drivers: p.270-271
Finishes: p.240
Photometric data:
www.reggiani.net

Diffuser positions:




3 W COB LED

Lumen delivered up to 290lm / Lumen maintenance: L80 B10=50,000h

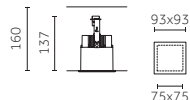
Driver	Version	Light beam*	LED	K	CRI	lm	SDCM	Finishes
X Not included	DH1A0 Visible trim	Very-wide	HW	2700	>90	320	< 3	12
	FH1A0 Trimless	Very-wide	HQ	3000	>90	346	< 3	31
			WW	3000	>80	401	< 3	
			NN	4000	>80	413	< 3	

LED nominal lumen

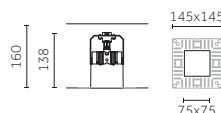
Square | 75 mm



Visible trim/
Con flangia



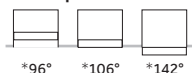
Trimless/
Senza flangia



Code example:
X . **DH1C0** . **HW** **12**

Accessories: p.262
Drivers: p.270-271
Finishes: p.240
Photometric data:
www.reggiani.net

Diffuser positions:



8 W COB LED

Lumen delivered up to 890lm / Lumen maintenance: L80 B10=50,000h

Driver	Version	Light beam*	LED	K	CRI	lm	SDCM	Finishes
X Not included	DH1C0 Visible trim	Very-wide	HW	2700	>90	900	< 3	12
	FH1C0 Trimless	Very-wide	HQ	3000	>90	936	< 3	31
			WW	3000	>80	1104	< 3	
			NN	4000	>80	1116	< 3	

LED nominal lumen


12 W Warm Dimming COB LED

Lumen delivered up to 790lm / Lumen maintenance: L70 B50=50,000h

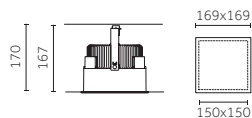
Driver	Version	Light beam*	LED	K	CRI	lm	SDCM	Finishes
X Not included	DC030 Visible trim	Very-wide	DT	1700-3000	>95	100-1000	< 4	12
	FC030 Trimless	Very-wide						31

LED nominal lumen

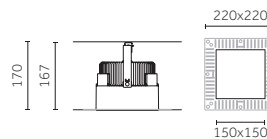
Square | 150 mm



Visible trim/
Con flangia



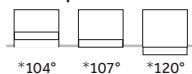
Trimless/
Senza flangia



Code example:
X . DH1H0 . HW 12

Accessories: p.262
Drivers: p.270-271
Finishes: p.240
Photometric data:
www.reggiani.net

Diffuser positions:



17 W COB LED Lumen delivered up to 2100 lm / Lumen maintenance: L80 B10=50,000h

Driver	Version	Light beam*	LED	K	CRI	lm	SDCM	Finishes
X Not included	DH1H0 Visible trim	Very-wide	HW	2700	>90	2066	< 3	12
	FH1H0 Trimless	Very-wide	HQ	3000	>90	2072	< 3	31
			WW	3000	>80	2543	< 3	
			NN	4000	>80	2668	< 3	

LED nominal lumen

24 W COB LED Lumen delivered up to 2800 lm / Lumen maintenance: L80 B10=50,000h

Driver	Version	Light beam*	LED	K	CRI	lm	SDCM	Finishes
X Not included	DH1E0 Visible trim	Very-wide	HW	2700	>90	2690	< 3	12
	FH1E0 Trimless	Very-wide	HQ	3000	>90	2744	< 3	31
			WW	3000	>80	3384	< 3	
			NN	4000	>80	3537	< 3	


LED nominal lumen

25 W Warm Dimming COB LED Lumen delivered up to 1900 lm / Lumen maintenance: L70 B50=50,000h

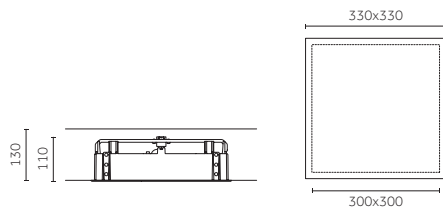
Driver	Version	Light beam*	LED	K	CRI	lm	SDCM	Finishes
X Not included	DC070 Visible trim	Very-wide	DT	1700-3000	>95	100-2500	< 4	12
	FC070 Trimless	Very-wide						31

LED nominal lumen

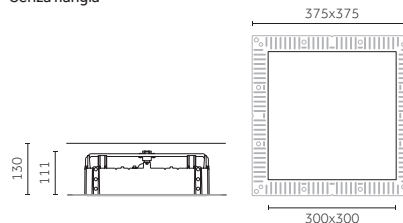
Square | 300 mm



Visible trim/
Con flangia



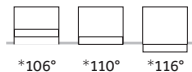
Trimless/
Senza flangia



Code example:
X . DC0L0 . HW 12

Accessories: p.262
Drivers: p.270-271
Finishes: p.240
Photometric data:
www.reggiani.net

Diffuser positions:



35 W LED ARRAY Lumen delivered up to 3200 lm / Lumen maintenance: L70 B50=50,000h

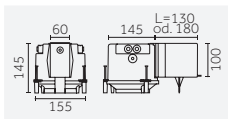
Driver	Version	Light beam*	LED	K	CRI	lm	SDCM	Finishes
X Not included	DC0L0 Visible trim	Very-wide	HW	2700	>90	2913	< 3	12
	FC0L0 Trimless	Very-wide	HQ	3000	>90	3500	< 3	31
			WW	3000	>80	3800	< 3	
			NN	4000	>80	4070	< 3	

LED nominal lumen

Square | Accessories


Mounting accessories/ Accessori montaggio

Round | 38 mm



Description
Formwork/
Cassaforma

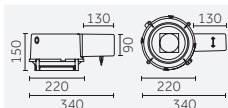
Code
0.40190.0000



Description
Plastic spacer set/
Set di distanziali


Code
1.38223.0000

Round | 75 mm



Description
Formwork/
Cassaforma

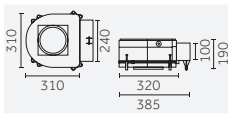
Code
0.40191.0000



Description
Plastic spacer set/
Set di distanziali

Code
1.37824.0000

Round | 150 mm



Description
Formwork/
Cassaforma

Code
0.40193.0000



Description
Plastic spacer set/
Set di distanziali

Code
1.37824.0000

Round | 300 mm




Description
Plastic spacer set/
Set di distanziali

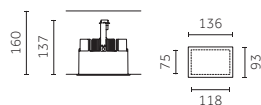
Code
1.38410.0000



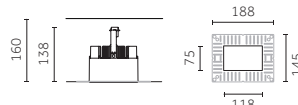
Rectangular | 75 mm



Visible trim/
Con flangia



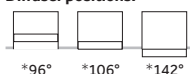
Trimless/
Senza flangia



Code example:
X . GH1C0 . HW 12

Accessories: p.265
Drivers: p.270-271
Finishes: p.240
Photometric data:
www.reggiani.net

Diffuser positions:



8 W		COB LED		Lumen delivered up to 890lm / Lumen maintenance: L80 B10=50,000h					
Driver	Version	Light beam*	LED	K	CRI	lm	SDCM	Finishes	
X Not included	GH1C0 Visible trim	Very-wide	HW	2700	>90	900	< 3	12	
	HH1C0 Trimless	Very-wide	HQ	3000	>90	936	< 3	31	
			WW	3000	>80	1104	< 3		
			NN	4000	>80	1116	< 3		

LED nominal lumen

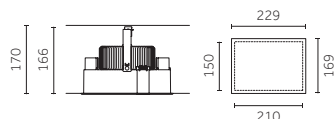
12 W		Warm Dimming COB LED		Lumen delivered up to 790lm / Lumen maintenance: L70 B50=50,000h					
Driver	Version	Light beam*	LED	K	CRI	lm	SDCM	Finishes	
X Not included	GC030 Visible trim	Very-wide	DT	1700-3000	>95	100-1000	< 4	12	
	HC030 Trimless	Very-wide						31	

LED nominal lumen

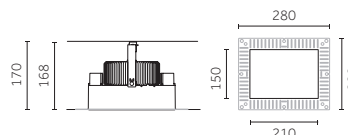
Rectangular | 150 mm



Visible trim/
Con flangia



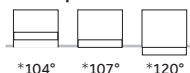
Trimless/
Senza flangia



Code example:
X . GH1H0 . HW 12

Accessories: p.265
Drivers: p.270-271
Finishes: p.240
Photometric data:
www.reggiani.net

Diffuser positions:



17 W		COB LED		Lumen delivered up to 2100lm / Lumen maintenance: L80 B10=50,000h					
Driver	Version	Light beam*	LED	K	CRI	lm	SDCM	Finishes	
X Not included	GH1H0 Visible trim	Very-wide	HW	2700	>90	2066	< 3	12	
	HH1H0 Trimless	Very-wide	HQ	3000	>90	2072	< 3	31	
			WW	3000	>80	2543	< 3		
			NN	4000	>80	2668	< 3		

LED nominal lumen

24 W		COB LED		Lumen delivered up to 2800lm / Lumen maintenance: L80 B10=50,000h					
Driver	Version	Light beam*	LED	K	CRI	lm	SDCM	Finishes	
X Not included	GH1E0 Visible trim	Very-wide	HW	2700	>90	2690	< 3	12	
	HH1E0 Trimless	Very-wide	HQ	3000	>90	2744	< 3	31	
			WW	3000	>80	3384	< 3		
			NN	4000	>80	3537	< 3		

LED nominal lumen

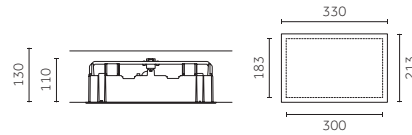
25 W		Warm Dimming COB LED		Lumen delivered up to 1900lm / Lumen maintenance: L70 B50=50,000h					
Driver	Version	Light beam*	LED	K	CRI	lm	SDCM	Finishes	
X Not included	GC070 Visible trim	Very-wide	DT	1700-3000	>95	100-2500	< 4	12	
	HC070 Trimless	Very-wide						31	

LED nominal lumen

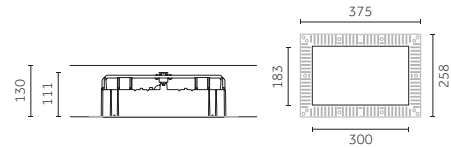
Rectangular | 300 mm



Visible trim/
Con flangia



Trimless/
Senza flangia



Code example:

X . GC0F0 . HW 12

Accessories: p.265

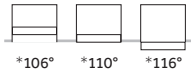
Drivers: p.270-271

Finishes: p.240

Photometric data:

www.reggiani.net

Diffuser positions:



26 W LED ARRAY

Lumen delivered up to 2090 lm / Lumen maintenance: L70 B50=50,000h

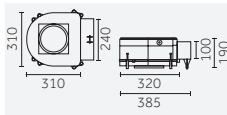
Driver	Version	Light beam*	LED	K	CRI	lm	SDCM	Finishes
X Not included	GC0F0 Visible trim	Very-wide	HW	2700	>90	1789	< 3	12
	HC0F0 Trimless	Very-wide	HQ	3000	>90	2150	< 3	31
			WW	3000	>80	2436	< 3	
			NN	4000	>80	2613	< 3	

LED nominal lumen

Rectangular | Accessories

Mounting accessories/ Accessori montaggio

Rectangular | 75 mm



Description

Formwork/
Cassaforma

Code

0.40192.0000



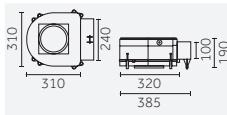
Description

Plastic spacer set/
Set di distanziali

Code

1.37824.0000

Rectangular | 150 mm



Description

Formwork/
Cassaforma

Code

0.40193.0000



Description

Plastic spacer set/
Set di distanziali

Code

1.37824.0000

Rectangular | 300 mm



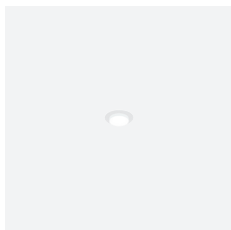
Description

Plastic spacer set/
Set di distanziali

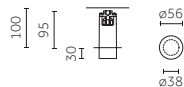
Code

1.38410.0000

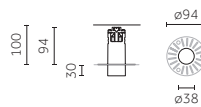
Round Drop | 38 mm



Visible trim/
Con flangia



Trimless/
Senza flangia



Code example:

X . LC0A0 . HW 12

Accessories: p.267
Drivers: p.270-271
Finishes: p.240
Photometric data:
www.reggiani.net

Diffuser positions:



*152°

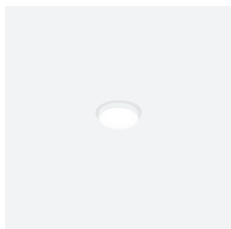
3W COB LED

Lumen delivered up to 290lm / Lumen maintenance: L80 B10=50,000h

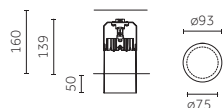
Driver	Version	Light beam*	LED	K	CRI	lm	SDCM	Finishes
X Not included	LC0A0 Visible trim	Very-wide	HW	2700	>90	320	<3	12
	MC0A0 Trimless	Very-wide	HQ	3000	>90	346	<3	31
			WW	3000	>80	401	<3	
			NN	4000	>80	413	<3	

LED nominal lumen

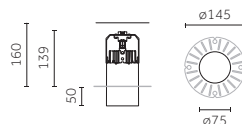
Round Drop | 75 mm



Visible trim/
Con flangia



Trimless/
Senza flangia



Code example:

X . LC0C0 . HW 12

Accessories: p.267
Drivers: p.270-271
Finishes: p.240
Photometric data:
www.reggiani.net

Diffuser positions:



*142°


8W COB LED

Lumen delivered up to 890lm / Lumen maintenance: L80 B10=50,000h

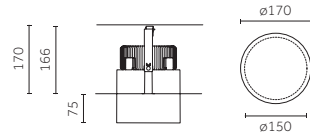
Driver	Version	Light beam*	LED	K	CRI	lm	SDCM	Finishes
X Not included	LC0C0 Visible trim	Very-wide	HW	2700	>90	900	<3	12
	MC0C0 Trimless	Very-wide	HQ	3000	>90	936	<3	31
			WW	3000	>80	1104	<3	
			NN	4000	>80	1116	<3	

LED nominal lumen

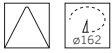
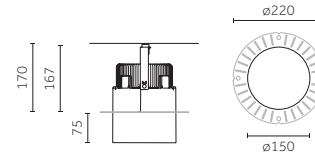
Round Drop | 150 mm



Visible trim/
Con flangia



Trimless/
Senza flangia



Code example:
X . LH1H0 . HW 12

Accessories: p.267
Drivers: p.270-271
Finishes: p.240
Photometric data:
www.reggiani.net

Diffuser positions:



17 W COBLED Lumen delivered up to 2100 lm / Lumen maintenance: L80 B10=50,000h

Driver	Version	Light beam*	LED	K	CRI	lm	SDCM	Finishes
X Not included	LH1H0 Visible trim	Very-wide	HW	2700	>90	2066	< 3	12
	MH1H0 Trimless	Very-wide	HQ	3000	>90	2072	< 3	31
			WW	3000	>80	2543	< 3	
			NN	4000	>80	2668	< 3	

LED nominal lumen

24 W COBLED Lumen delivered up to 2800 lm / Lumen maintenance: L80 B10=50,000h

Driver	Version	Light beam*	LED	K	CRI	lm	SDCM	Finishes
X Not included	LC0E0 Visible trim	Very-wide	HW	2700	>90	2690	< 3	12
	MC0E0 Trimless	Very-wide	HQ	3000	>90	2744	< 3	31
			WW	3000	>80	3384	< 3	
			NN	4000	>80	3537	< 3	

LED nominal lumen

25 W Warm Dimming COBLED Lumen delivered up to 1900 lm / Lumen maintenance: L70 B50=50,000h

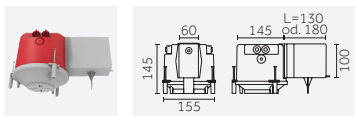
Driver	Version	Light beam*	LED	K	CRI	lm	SDCM	Finishes
X Not included	LC070 Visible trim	Very-wide	DT	1700-3000	>95	100-2500	< 4	12
	MC070 Trimless	Very-wide						31

LED nominal lumen

Round Drop | Accessories

Mounting accessories/ Accessori montaggio

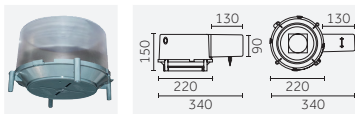
Round Drop | 38 mm



Description
Formwork/
Cassaforma

Code
0.40190.0000

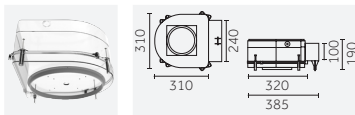
Round Drop | 75 mm



Description
Formwork/
Cassaforma

Code
0.40191.0000

Round Drop | 150 mm

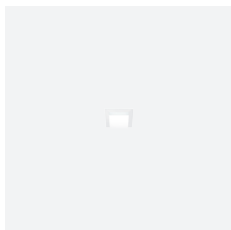


Description
Formwork/
Cassaforma

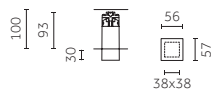
Code
0.40193.0000

Square Drop | 38 mm

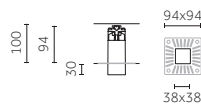
Risk 1 0.22 IP20 Recycled 850° CE CB EAC



Visible trim/
Con flangia



Trimless/
Senza flangia



Code example:

X . NC0A0 . HW 12

Accessories: p.269
Drivers: p.270-271
Finishes: p.240
Photometric data:
www.reggiani.net

Diffuser positions:



*152°

3W COB LED


Lumen delivered up to 290lm / Lumen maintenance: L80 B10=50,000h

Driver	Version	Light beam*	LED	K	CRI	lm	SDCM	Finishes
X Not included	NC0A0 Visible trim	Very-wide	HW	2700	>90	320	<3	12
	PC0A0 Trimless	Very-wide	HQ	3000	>90	346	<3	31
			WW	3000	>80	401	<3	
			NN	4000	>80	413	<3	

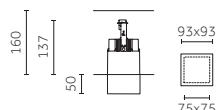
LED nominal lumen

Square Drop | 75 mm

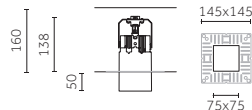
Risk 1 0.45 IP20 Recycled 850° CE CB EAC



Visible trim/
Con flangia



Trimless/
Senza flangia



Code example:

X . NC0C0 . HW 12

Accessories: p.269
Drivers: p.270-271
Finishes: p.240
Photometric data:
www.reggiani.net

Diffuser positions:



*142°

8W COB LED

Lumen delivered up to 890lm / Lumen maintenance: L80 B10=50,000h

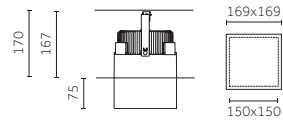
Driver	Version	Light beam*	LED	K	CRI	lm	SDCM	Finishes
X Not included	NC0C0 Visible trim	Very-wide	HW	2700	>90	900	<3	12
	PC0C0 Trimless	Very-wide	HQ	3000	>90	936	<3	31
			WW	3000	>80	1104	<3	
			NN	4000	>80	1116	<3	

LED nominal lumen

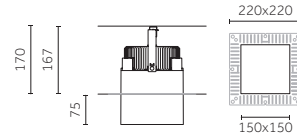
Square Drop | 150 mm



Visible trim/
Con flangia



Trimless/
Senza flangia



Code example:

X . NH1H0 . HW 12

Accessories: p.269

Drivers: p.270-271

Finishes: p.240

Photometric data:
www.reggiani.net

Diffuser positions:



*120°

17 W COBLED

Lumen delivered up to 2100 lm/ Lumen maintenance: L80 B10=50,000h

Driver	Version	Light beam*	LED	K	CRI	lm	SDCM	Finishes
X Not included	NH1H0 Visible trim	Very-wide	HW	2700	>90	2066	<3	12
	PH1H0 Trimless	Very-wide	HQ	3000	>90	2072	<3	31
			WW	3000	>80	2543	<3	
			NN	4000	>80	2668	<3	

LED nominal lumen

24 W COBLED

Lumen delivered up to 2800 lm/ Lumen maintenance: L80 B10=50,000h

Driver	Version	Light beam*	LED	K	CRI	lm	SDCM	Finishes
X Not included	NC0E0 Visible trim	Very-wide	HW	2700	>90	2690	<3	12
	PC0E0 Trimless	Very-wide	HQ	3000	>90	2744	<3	31
			WW	3000	>80	3384	<3	
			NN	4000	>80	3537	<3	

LED nominal lumen

25 W Warm Dimming COBLED

Lumen delivered up to 1900 lm/ Lumen maintenance: L70 B50=50,000h

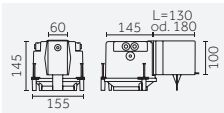
Driver	Version	Light beam*	LED	K	CRI	lm	SDCM	Finishes
X Not included	NC070 Visible trim	Very-wide	DT	1700-3000	>95	100-2500	<4	12
	PC070 Trimless	Very-wide						31

LED nominal lumen

Square Drop | Accessories

Mounting accessories/
Accessori montaggio

Square Drop | 38 mm



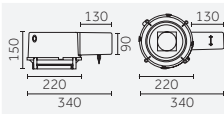
Description

Formwork/
Cassaforma

Code

0.40190.0000

Square Drop | 75 mm



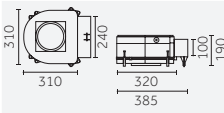
Description

Formwork/
Cassaforma

Code

0.40191.0000

Square Drop | 150 mm



Description

Formwork/
Cassaforma


Code

0.40193.0000

Electrical Devices | 38 mm

Driver/
Alimentazioni




3 W COBLED

Type	Code	W	Size (mm)	Cut-out	Tech. specifications	mA	Connectable fixtures	Max.distance	Cable section
On/Off	0.30350.0000	10		29 mm	220-240Vac / 50/60Hz	350	Max: 1	20 m	1.5 mm ²




Electrical Devices | 75 mm

Driver/
Alimentazioni

8 W COBLED

Type	Code	W	Size (mm)	Cut-out	Tech. specifications	mA	Connectable fixtures	Max.distance	Cable section
On/Off	0.30351.0000	20		56 mm	198-264Vac 170-280Vdc / 0,50/60Hz	500	Max: 1	20 m	1.5 mm ²
Dimm 1-10V	V.30351.0000	20		56 mm	99-264Vac 170-280Vdc / 0,50/60Hz	500	Max: 1	20 m	1.5 mm ²
DALI	D.30351.0000	20		56 mm	99-264Vac 176-264Vdc / 0,50/60Hz	500	Max: 1	20 m	1.5 mm ²




12 W Warm Dimming COBLED

Type	Code	W	Size (mm)	Cut-out	Tech. specifications	mA	Connectable fixtures	Max.distance	Cable section
Phase-cut	T.30412.0000	18		52 mm	220-240Vac / 50/60Hz	350	Max: 1	20 m	1.5 mm ²
Dimm 1-10V	V.30341.0000	33		45 mm	120-277Vac / 50/60Hz	350	Max: 1	20 m	1.5 mm ²
DALI	D.30341.0000	36		54 mm	198-264Vac 170-280Vdc / 0,50/60Hz	350	Max: 1	20 m	1.5 mm ²




Electrical Devices | 150 mm

Driver/
Alimentazioni




17 W COBLED

Type	Code	W	Size (mm)	Cut-out	Tech. specifications	mA	Connectable fixtures	Max.distance	Cable section
On/Off	0.30352.0000	20		56 mm	198-264Vac 170-280Vdc / 0,50/60Hz	500	Max: 1	20 m	1.5 mm ²
Dimm 1-10V	V.30400.0000	20		45 mm	99-264Vac 170-280Vdc / 0,50/60Hz	500	Max: 1	20 m	1.5 mm ²
DALI	D.30400.0000	20		56 mm	99-264Vac 176-264Vdc / 0,50/60Hz	500	Max: 1	20 m	1.5 mm ²

24 W COBLED

Type	Code	W	Size (mm)	Cut-out	Tech. specifications	mA	Connectable fixtures	Max.distance	Cable section
On/Off	0.30353.0000	38		52 mm	198-264Vac 176-264Vdc / 0,50/60Hz	700	Max: 1	20 m	1.5 mm ²
Dimm 1-10V	V.30023.0000	33		45 mm	220-240Vac / 50/60Hz	700	Max: 1	20 m	1.5 mm ²
DALI	D.30023.0000	32		70 mm	99-264Vac 176-264Vdc / 0,50/60Hz	700	Max: 1	20 m	1.5 mm ²




25 W Warm Dimming COBLED

Type	Code	W	Size (mm)	Cut-out	Tech. specifications	mA	Connectable fixtures	Max.distance	Cable section
Phase-cut	M.30023.T000	33		45 mm	220-240Vac / 50/60Hz	700	Max: 1	20 m	1.5 mm ²
Dimm 1-10V	V.30343.0000	33		45 mm	120-277Vac / 50/60Hz	700	Max: 1	20 m	1.5 mm ²
DALI	D.30344.0000	36		45 mm	198-264Vac 170-280Vdc / 0,50/60Hz	700	Max: 1	20 m	1.5 mm ²

Electrical Devices | 300 mm | Round | Square

Driver/ Alimentazioni




35 W COB LED

Type	Code	W	Size (mm)	Cut-out	Tech. specifications	mA	Connectable fixtures	Max.distance	Cable section
On/Off	0.30403.0000	45		82 mm	99-264Vac 170-280Vdc / 0,50/60Hz	1400	Min: 1	20 m	1.5 mm ²
Dimm 1-10V	V.30407.0000	40		81 mm	220-240Vac / 50/60Hz	1400	Min: 1	20 m	1.5 mm ²
DALI	D.30403.0000	50		80 mm	99-264Vac 176-264Vdc / 0,50/60Hz	1400	Min: 1	20 m	1.5 mm ²





Electrical Devices | 300 mm | Rectangular

Driver/ Alimentazioni

26 W COB LED

Type	Code	W	Size (mm)	Cut-out	Tech. specifications	mA	Connectable fixtures	Max.distance	Cable section
On/Off	0.30406.0000	35		53 mm	220-240Vac / 50/60Hz	1050	Min: 1	20 m	1.5 mm ²
Dimm 1-10V	V.30406.0000	39		71 mm	99-264Vac 170-280Vdc / 0,50/60Hz	1050	Min: 1	20 m	1.5 mm ²
DALI	D.30406.0000	35		80 mm	220-240Vac / 50/60Hz	1050	Min: 1	20 m	1.5 mm ²

Other devices/ Altri dispositivi

Type	Code	Size (mm)	Cut-out	Tech. specifications	Connectable fixtures	Max.distance	Cable section
 1h maintained light emergency pack/ Gruppo emergenza di tipo sempre acceso 1h*	0.35081.0000		106 mm	220-240V / 50/60 Hz	Max: 1	20 m	1.5 mm ²
 3h maintained light emergency pack/ Gruppo emergenza di tipo sempre acceso 3h*	0.35081.UK00		106 mm	220-240V / 50/60 Hz	Max: 1	20 m	1.5 mm ²

*For LED fixtures (8,5-17W), Ni/Cd battery/Per apparecchi LED (8,5-17W), batterie Ni/Cd



—

Trybeca Surface

— Trybeca Surface

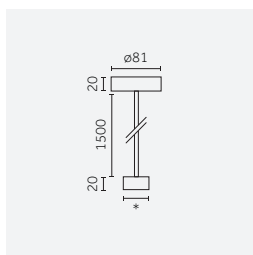
EN Trybeca Surface encompasses in a single luminaire high performances and flexibility. The four different sizes mean it is possible to tailor the lighting design to meet any proportions and ceiling heights. The design features concealed screws and no visible technical details, making the luminaires an elegant and discreet addition to spaces.

IT Trybeca Surface racchiude in un'unica soluzione elevate prestazioni e flessibilità. La possibilità di scegliere tra quattro diverse dimensioni consente di progettare soluzioni su misura in base alle proporzioni e alle altezze dei soffitti degli spazi da illuminare. Il design, caratterizzato dalla assenza di viti e dettagli tecnici visibili, ne consente l'inserimento negli spazi in modo elegante e discreto.



EN Fabric cables or rods can be used to easily turn Trybeca Surface into a pendant luminaire.

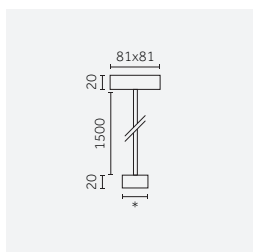

IT Trybeca Surface può facilmente diventare un apparecchio a sospensione tramite gli accessori tige o il cavo in tessuto.



EN *Available for: 38, 75, 150 mm.
Lenght: up to 1500 mm.
Over 1500mm on request.

IT *Disponibile per: 38, 75, 150 mm.
Lunghezza: fino a 1500 mm.
Oltre 1500 mm su richiesta.

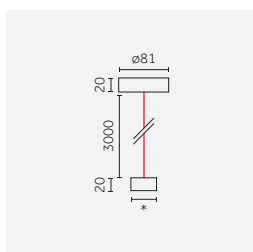
EN Rod with round base
IT Tige con base tonda



EN *Available for: 38, 75, 150 mm.
Lenght: up to 1500 mm.
Over 1500mm on request.
Black or white fabric cable on request.

IT *Disponibile per: 38, 75, 150 mm.
Lunghezza: fino a 1500 mm.
Oltre 1500 mm su richiesta.
Cavo in tessuto bianco o nero su richiesta.

EN Rod with square base
IT Tige con base quadra



EN *Available for: 38, 75, 150 mm.
Lenght: up to 3000 mm.
Custom lenght on request.

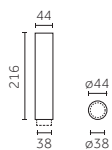
IT *Disponibile per: 38, 75, 150 mm.
Lunghezza: fino a 3000 mm.
Lunghezza personalizzata su richiesta.

EN Red Fabric Cable
with round base
IT Cavo in tessuto rosso con
base tonda





Round | 38 mm - H 216 mm



3 W COB LED

Lumen delivered up to 290lm / Lumen maintenance: L80 B10=50,000h

Driver	Version	Light beam*	LED	K	CRI	lm	SDCM	Finishes
0 On-Off	QC0A0	Very-wide	HW	2700	>90	320	< 3	12
Onrequest remote			HQ	3000	>90	346	< 3	31
H Bluetooth			WW	3000	>80	401	< 3	
			NN	4000	>80	413	< 3	

LED nominal lumen

Code example:

0 . QC0A0 . HW 12

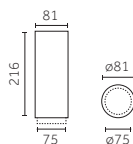
Accessories: p.281
 Finishes: p.240
 Photometric data:
 www.reggiani.net

Diffuser positions:



*66° *110° *152°

Round | 75 mm - H 216 mm



8 W COB LED

Lumen delivered up to 890lm / Lumen maintenance: L80 B10=50,000h

Driver	Version	Light beam*	LED	K	CRI	lm	SDCM	Finishes
0 On-Off	QC0C0	Very-wide	HW	2700	>90	900	< 3	12
Onrequest remote			HQ	3000	>90	936	< 3	31
H Bluetooth			WW	3000	>80	1104	< 3	
			NN	4000	>80	1116	< 3	

LED nominal lumen

Code example:

0 . QC0C0 . HW 12

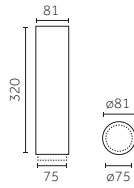
Accessories: p.281
 Finishes: p.240
 Photometric data:
 www.reggiani.net

Diffuser positions:



*96° *106° *142°

Round | 75 mm - H 320 mm



Code example:

0 . **QC0D0** . **HW 12**

Accessories: p.281

Finishes: p.240

Photometric data:

www.reggiani.net

Diffuser positions:

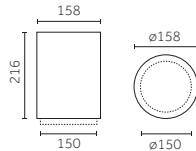


*96° *106° *142°

8 W COB LED		Lumen delivered up to 890 lm / Lumen maintenance: L80 B10=50,000h						
Driver	Version	Light beam*	LED	K	CRI	lm	SDCM	Finishes
0 On-Off	QC0D0	Very-wide	HW	2700	>90	900	<3	12
V Dimm 1-10V			HQ	3000	>90	936	<3	31
D DALI			WW	3000	>80	1104	<3	
On request			NN	4000	>80	1116	<3	
H Bluetooth			LED nominal lumen					

6,5 W Warm Dimming COB LED		Lumen delivered up to 790 lm / Lumen maintenance: L80 B50=50,000h						
Driver	Version	Light beam*	LED	K	CRI	lm	SDCM	Finishes
V Dimm 1-10V	QC0D0	Very-wide	DT	1700-2700	>95	10-1000	<4	12
D DALI			LED nominal lumen					
On request								31
H Bluetooth								

Round | 150 mm - H 216 mm



Code example:

0 . **QH1H0** . **HW 12**

Accessories: p.281

Finishes: p.240

Photometric data:

www.reggiani.net

Diffuser positions:



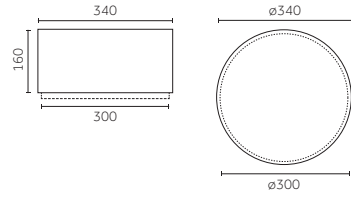
*104° *107° *120°

17 W COB LED		Lumen delivered up to 2100 lm / Lumen maintenance: L80 B10=50,000h						
Driver	Version	Light beam*	LED	K	CRI	lm	SDCM	Finishes
0 On-Off	QH1H0	Very-wide	HW	2700	>90	2066	<3	12
T Phase-cut			HQ	3000	>90	2072	<3	31
V Dimm 1-10V			WW	3000	>80	2543	<3	
D DALI			NN	4000	>80	2668	<3	
On request			LED nominal lumen					
H Bluetooth								

24 W COB LED		Lumen delivered up to 2800 lm / Lumen maintenance: L80 B10=50,000h						
Driver	Version	Light beam*	LED	K	CRI	lm	SDCM	Finishes
0 On-Off	QC0E0	Very-wide	HW	2700	>90	2690	<3	12
T Phase-cut			HQ	3000	>90	2744	<3	31
V Dimm 1-10V			WW	3000	>80	3384	<3	
D DALI			NN	4000	>80	3537	<3	
On request			LED nominal lumen					
H Bluetooth								

25 W Warm Dimming COB LED		Lumen delivered up to 1900 lm / Lumen maintenance: L70 B50=50,000h						
Driver	Version	Light beam*	LED	K	CRI	lm	SDCM	Finishes
T Phase-cut	QC0E0	Very-wide	DT	1700-3000	>95	100-2500	<4	12
V Dimm 1-10V			LED nominal lumen					
D DALI								31
On request								
H Bluetooth								

Round | 300 mm - H 160 mm



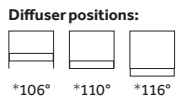
35 W LED ARRAY Lumen delivered up to 3275 lm / Lumen maintenance: L70 B50=50,000h

Driver	Version	Light beam*	LED	K	CRI	lm	SDCM	Finishes
0 On-Off	QC0L0	Very-wide	HW	2700	>90	2797	< 3	12
V Dimm 1-10V			HQ	3000	>90	3360	< 3	31
D DALI			WW	3000	>80	3818	< 3	
Onrequest			NN	4000	>80	4096	< 3	

LED nominal lumen

Code example:
0 . QC0L0 . HW 12

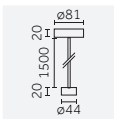
Accessories: p.281
 Finishes: p.240
 Photometric data:
 www.reggiani.net



Round | Accessories

Mounting accessories/ Accessori montaggio

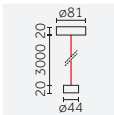
Round | 38 mm - H216 mm



Description
Rod with round base (Tige length: 1.5m)/
Tige con base tonda (Lunghezza tige: 1.5 m.)

Code
0.26050.00

Finishes
12
31

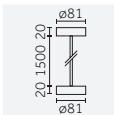


Description
Red fabric cable with round base (Cable length: 3m)/
Cavo rosso in tessuto con base tonda (Lunghezza cavo: 3 m.)

Code
0.26056.00

Finishes
12
31

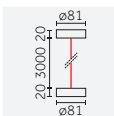
Round | 75 mm - H 216, 320 mm



Description
Rod with round base (Tige length: 1.5m)/
Tige con base tonda (Lunghezza tige: 1.5 m.)

Code
0.26052.00

Finishes
12
31

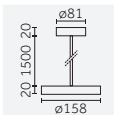


Description
Red fabric cable with round base (Cable length: 3m)/
Cavo rosso in tessuto con base tonda (Lunghezza cavo: 3 m.)

Code
0.26057.00

Finishes
12
31

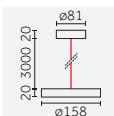
Round | 150 mm - H216 mm



Description
Rod with round base (Tige length: 1.5m)/
Tige con base tonda (Lunghezza tige: 1.5 m.)

Code
0.26054.00

Finishes
12
31

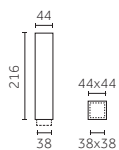
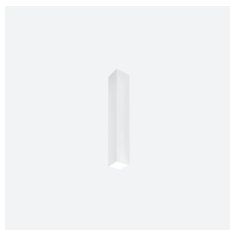


Description
Red fabric cable with round base (Cable length: 3m)/
Cavo rosso in tessuto con base tonda (Lunghezza cavo: 3 m.)

Code
0.26058.00

Finishes
12
31

Square | 38 mm - H 216 mm



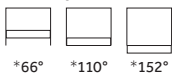
3 W COB LED

Lumen delivered up to 290lm / Lumen maintenance: L80 B10=50,000h

Code example:
0 . TC0A0 . HW 12

Accessories: p.285
 Finishes: p.240
 Photometric data:
 www.reggiani.net

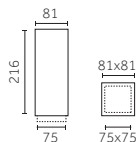

Diffuser positions:



Driver	Version	Light beam*	LED	K	CRI	lm	SDCM	Finishes
<u>0</u> On-Off	<u>TC0A0</u>	Very-wide	<u>HW</u>	2700	>90	320	< 3	<u>12</u>
<u>Onrequest remote</u>			<u>HQ</u>	3000	>90	346	< 3	<u>31</u>
<u>H</u> Bluetooth			<u>WW</u>	3000	>80	401	< 3	
			<u>NN</u>	4000	>80	413	< 3	

LED nominal lumen

Square | 75 mm - H 216 mm



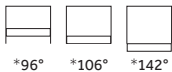
8 W COB LED

Lumen delivered up to 890lm / Lumen maintenance: L80 B10=50,000h

Code example:
0 . TC0C0 . HW 12

Accessories: p.285
 Finishes: p.240
 Photometric data:
 www.reggiani.net

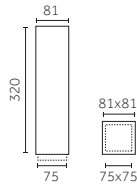

Diffuser positions:



Driver	Version	Light beam*	LED	K	CRI	lm	SDCM	Finishes
<u>0</u> On-Off	<u>TC0C0</u>	Very-wide	<u>HW</u>	2700	>90	900	< 3	<u>12</u>
<u>Onrequest remote</u>			<u>HQ</u>	3000	>90	936	< 3	<u>31</u>
<u>H</u> Bluetooth			<u>WW</u>	3000	>80	1104	< 3	
			<u>NN</u>	4000	>80	1116	< 3	

LED nominal lumen

Square | 75 mm - H 320 mm



Code example:

0 . **TC0D0** . **HW 12**

Accessories: p.285

Finishes: p.240

Photometric data:

www.reggiani.net

Diffuser positions:

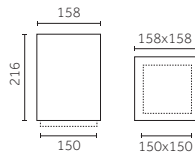



*96° *106° *142°

8 W COB LED		Lumen delivered up to 890 lm / Lumen maintenance: L80 B10=50,000h						
Driver	Version	Light beam*	LED	K	CRI	lm	SDCM	Finishes
0 On-Off	TC0D0	Very-wide	HW	2700	>90	900	<3	12
V Dimm 1-10V			HQ	3000	>90	936	<3	31
D DALI			WW	3000	>80	1104	<3	
On request			NN	4000	>80	1116	<3	
H Bluetooth			LED nominal lumen					

6,5 W Warm Dimming COB LED		Lumen delivered up to 790 lm / Lumen maintenance: L80 B50=50,000h						
Driver	Version	Light beam*	LED	K	CRI	lm	SDCM	Finishes
V Dimm 1-10V	TC0D0	Very-wide	DT	1700-2700	>95	100-1000	<4	12
D DALI			LED nominal lumen					
On request								31
H Bluetooth								

Square | 150 mm - H 216 mm



Code example:

0 . **TH1H0** . **HW 12**

Accessories: p.285

Finishes: p.240

Photometric data:

www.reggiani.net

Diffuser positions:



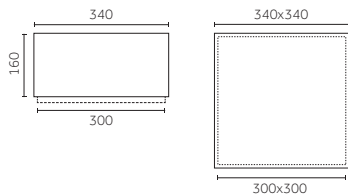

*104° *107° *120°

17 W COB LED		Lumen delivered up to 2100 lm / Lumen maintenance: L80 B10=50,000h						
Driver	Version	Light beam*	LED	K	CRI	lm	SDCM	Finishes
0 On-Off	TH1H0	Very-wide	HW	2700	>90	2066	<3	12
T Phase-cut			HQ	3000	>90	2072	<3	31
V Dimm 1-10V			WW	3000	>80	2543	<3	
D DALI			NN	4000	>80	2668	<3	
On request			LED nominal lumen					
H Bluetooth								

24 W COB LED		Lumen delivered up to 2800 lm / Lumen maintenance: L70 B50=50,000h						
Driver	Version	Light beam*	LED	K	CRI	lm	SDCM	Finishes
0 On-Off	TC0E0	Very-wide	HW	2700	>90	2690	<3	12
T Phase-cut			HQ	3000	>90	2744	<3	31
V Dimm 1-10V			WW	3000	>80	3384	<3	
D DALI			NN	4000	>80	3537	<3	
On request			LED nominal lumen					
H Bluetooth								

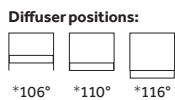
25 W Warm Dimming COB LED		Lumen delivered up to 1900 lm / Lumen maintenance: L70 B50=50,000h						
Driver	Version	Light beam*	LED	K	CRI	lm	SDCM	Finishes
T Phase-cut	TC0E0	Very-wide	DT	1700-3000	>95	100-2500	<4	12
V Dimm 1-10V			LED nominal lumen					
D DALI								31
On request								
H Bluetooth								

Square | 300 mm - H 160 mm



Code example:
0 . TC0L0 . HW 12

Accessories: p.285
 Finishes: p.240
 Photometric data:
 www.reggiani.net



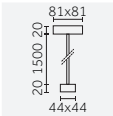
35 W LED ARRAY		Lumen delivered up to 3200 lm / Lumen maintenance: L70 B50=50,000h						
Driver	Version	Light beam*	LED	K	CRI	lm	SDCM	Finishes
0 On-Off	TC0L0	Very-wide	HW	2700	>90	2913	< 3	12
V Dimm 1-10V			HQ	3000	>90	3500	< 3	31
D DALI			WW	3000	>80	3800	< 3	
Onrequest			NN	4000	>80	4070	< 3	

LED nominal lumen

Square | Accessories

Mounting accessories/ Accessori montaggio

Square | 38 mm - H216 mm

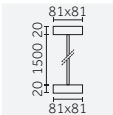


Description
Rod with square base (Tige length: 1.5m)/
Tige con base quadra (Lunghezza tige: 1.5 m.)

Code
0.26051.00

Finishes
12
31

Square | 75 mm - H216, 320 mm

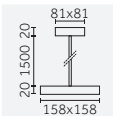


Description
Rod with square base (Tige length: 1.5m)/
Tige con base quadra (Lunghezza tige: 1.5 m.)

Code
0.26053.00

Finishes
12
31

Square | 150 mm - H216 mm



Description
Rod with square base (Tige length: 1.5m)/
Tige con base quadra (Lunghezza tige: 1.5 m.)

Code
0.26055.00

Finishes
12
31