

Linear

# PICO 504

## Specification sheet



<b>Dimension</b>	H44/W212.6/Ø16/L148-1048mm (H1.73/W8.37/Ø0.63/L5.83-41.26in) (Length excludes mounting plates)
<b>PCB increment</b>	100mm increment/2000mm max (3.94in increment/78.74in max)
<b>LED pitch</b>	16.7mm - 60LED/m (0.66in - 18LED/ft)
<b>Chip</b>	<b>n/s/e-line</b> Toyoda Gosei <b>k-line</b> Samsung
<b>Beam angle</b>	90° (No Cover) / 110°(Diffused Cover)
<b>Colours</b>	<b>n-line</b> 2700K/3000K <b>s/e-line</b> 2100K/2300K/2500K/2700K/3000K/3200K/3500K/4000K/5000K <b>s-line</b> Single colours: Red/Green/Blue/Orange/Amber <b>k-line</b> 1900K/2100K/2500K/2700K/3000K/3500K/4000K/5000K
<b>Bin/Step</b>	<b>s-line</b> 2-step MacAdam ellipse <b>n/e/k-line</b> 3-step MacAdam ellipse
<b>CRI</b>	≥ 90 (n-line ≥ 95)
<b>Lifetime</b>	35,000 hours @ 25°C (35,000 hours @ 77°F)
<b>Operating temp</b>	T <sub>a</sub> = -25 to 50°C (T <sub>c</sub> max = 76.6°C) T <sub>a</sub> = -13 to 122°F (T <sub>c</sub> max = 169.9°F)
<b>IP rating</b>	IP40 (diffused Cover)/IP20 (No Cover)
<b>Finish</b>	Silver anodised
<b>Cover/lens</b>	No Cover/Diffused
<b>Mounting</b>	Surface mounted wall brackets
<b>Power feed</b>	Hardwire tails (Polarity split between mounting arms)
<b>Control</b>	0-10V/1-10V/DMX/DALI



### LED Grading Key

<b>Exclusive Grade</b>	
<b>n-line*</b>	*KKDC tuned CCT range
Full visible spectrum NO UV or IR 380nm-780nm 3-step CCT range	
<b>s-line*</b>	2-step CCT range
<b>e-line*</b>	3-step CCT range
<b>Base Grade</b>	
<b>k-line</b>	3-step commercial range Energy Star CCTs

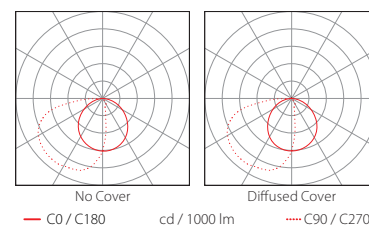

### PERFORMANCE DATA @ 3000K

Power consumption	Supply voltage	Supply current
12.5W/m (3.81W/ft)	24V DC	0.52A/m (0.16A/ft)

### Colour Rendering Index (CRI)

	R1	R2	R3	R4	R5	R6	R7	R8	R9	R10	R11	R12	R13	R14
<b>n-line</b>	99	99	98	98	99	97	94	90	79	98	97	92	99	98
<b>k-line</b>	94	97	98	93	93	96	92	83	60	93	94	82	95	99

	No Cover		Diffused Cover		CRI	R9	Rf	Rg
<b>n-line</b>	700lm/m (213lm/ft)	56lm/W	570lm/m (174lm/ft)	45.8lm/W	97	79	-	-
<b>s/e-line</b>	1040lm/m (317lm/ft)	83.4lm/W	850lm/m (259lm/ft)	68.2lm/W	90	50	-	-
<b>k-line</b>	980lm/m (299lm/ft)	78.7lm/W	490lm/m (149lm/ft)	38.8lm/W	92	60	-	-



Data derived from independent UKAS / IESNA LM-79-08 accredited testing of production samples.

# PICO 504

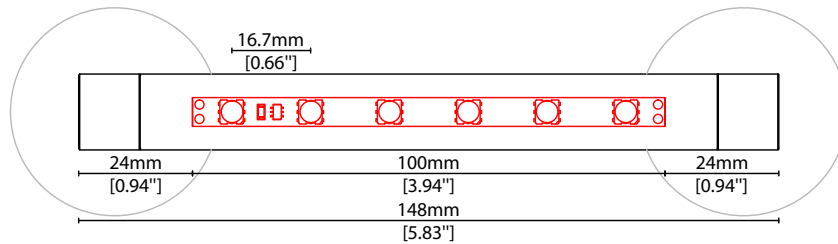
## Length Availability List



Length Code		Fixture Length <sup>1</sup>		LED Strip		End Cap Dimension <sup>2</sup>		Wattage (W)	Output (lm)	
Metric	Imperial(US)	Metric	Imperial(US)	Metric	Imperial(US)	Metric	Imperial(US)		3000K (Test Data)	Range Data
m0148	i0006	148mm	5.83in	100mm	3.94in	48mm	1.89in	1.25	104	39-108
m0248	i0010	248mm	9.76in	200mm	7.87in	48mm	1.89in	2.50	209	78-217
m0348	i0014	348mm	13.70in	300mm	11.81in	48mm	1.89in	3.75	313	116-325
m0448	i0018	448mm	17.64in	400mm	15.75in	48mm	1.89in	5.00	417	155-434
m0548	i0022	548mm	21.57in	500mm	19.69in	48mm	1.89in	6.25	521	194-542
m0648	i0026	648mm	25.51in	600mm	23.62in	48mm	1.89in	7.50	626	233-651
m0748	i0029	748mm	29.45in	700mm	27.56in	48mm	1.89in	8.75	730	272-759
m0848	i0033	848mm	33.39in	800mm	31.50in	48mm	1.89in	10.00	834	310-867
m0948	i0037	948mm	37.32in	900mm	35.43in	48mm	1.89in	11.25	938	349-976
m1048	i0041	1048mm	41.26in	1000mm	39.37in	48mm	1.89in	12.50	1043	388-1084

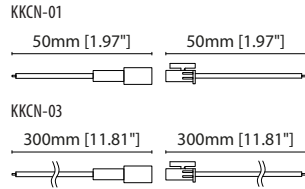

<sup>1</sup> Length of fixture including aluminium extrusion and end clamps

<sup>2</sup> Overall dimension including both end caps and internal wiring space

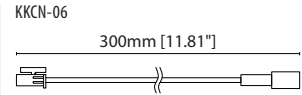


## POWER FEED

Note: Accessories are to be ordered separately with corresponding code shown below.



**KKCN-01** 50mm (1.97in) pair  
**KKCN-03** 300mm (11.81in) pair  
2 PIN male + female connector set



**KKCN-06**  
2 PIN 300mm (11.81in) extension lead

## KKDC CONTROL



IP20  
Black plastic housing  
L164/W64/H34mm  
(L6.46/W2.52/H1.34in)

**KKDM-05** 1-10V  
visDIM dimmable sub-controller



IP20  
Black plastic housing  
L164/W64/H34mm  
(L6.46/W2.52/H1.34in)

**KKSC-03A** DMX (screw terminal)  
visDIM dimmable sub-controller



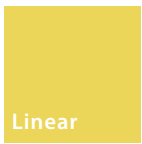
IP20  
Black plastic housing  
L164/W64/H34mm  
(L6.46/W2.52/H1.34in)

**KKSC-03B** DMX (RJ45)  
visDIM dimmable sub-controller



IP20  
Plastic housing  
L170/W59/H29mm  
(L6.69/W2.32/H1.14in)

**KKDL-02** DALI  
visDIM dimmable sub-controller  
(4 x 8A max @ 12-36V)



# PICO 504

## Accessories



### KKDC CONTROL (CONTINUED)

---



IP20  
Plastic housing  
L166/W53.4/H23mm  
(L6.54/W2.10/H0.91in)

**KKDL-03** DALI

visDIM dimmable sub-controller  
(4 x 5A max @ 12-36V)

### AVAILABLE PSU OPTIONS

Control Mode	PSU (Order Code)	Input Voltage AC	Output Voltage DC	Rated Output Current	Rated Power	Dim %	IP Rating
Switched	CEN-60-24	90-295V	24V	2.5A	60W	-	IP67
	HLG-60H-24	90-305V	24V	2.5A	60W	-	IP67
	HLG-100H-24	90-305V	24V	4.0A	100W	-	IP67
	HLG-150H-24	90-305V	24V	6.3A	150W	-	IP67
	HLG-240H-24	90-305V	24V	10A	240W	-	IP67
0-10V (1-10V)	PWM-40-24	90-305V	24V	1.67A	40W	100-0.15 (100-10)	IP67
	PWM-60-24	90-305V	24V	2.5A	60W	100-0.15 (100-10)	IP67
	PWM-90-24	90-305V	24V	3.67A	90W	100-0.15 (100-10)	IP67
	PWM-120-24	90-305V	24V	5.0A	120W	100-0.15 (100-10)	IP67
DALI	LIN100A1	120-277V	24V	1A per channel	100W	100-0.1	IP66/IP40
DMX RGB	LIN100A1	120-277V	24V	1.33A per channel	100W	100-0.1	IP66/IP40
DMX RGBW	LIN100A1	120-277A	24V	1A per channel	100W	100-0.1	IP66/IP40

### Flicker Free Options - Combination of PSU+ sub-controller

Control Mode	PSU (Order Code)	Sub-controller (Order Code)	Input Voltage AC	Output Voltage DC	Rated Output Current	Rated Power	Dim %	IP Rating PSU/ Sub-controller
0-10V or 1-10V	CEN-60-24	KKDM-05	90-295V	24V	2.5A	60W	100-0.9	IP67/IP20
	HLG-60H-24	KKDM-05	90-295V	24V	2.5A	60W	100-0.9	IP67/IP20
	HLG-100H-24	KKDM-05	90-295V	24V	4.0A	100W	100-0.9	IP67/IP20
	HLG-150H-24	KKDM-05	90-295V	24V	6.3A	150W	100-0.9	IP67/IP20
	HLG-240H-24	KKDM-05	90-295V	24V	10.0A	240W	100-0.9	IP67/IP20
	CEN-60-24	KKDL-02/03	90-295V	24V	2.5A	60W	100-0.1	IP67/IP20
DALI	HLG-60H-24	KKDL-02/03	90-305V	24V	2.5A	60W	100-0.1	IP67/IP20
	HLG-100H-24	KKDL-02/03	90-305V	24V	4.0A	100W	100-0.1	IP67/IP20
	HLG-150H-24	KKDL-02/03	90-305V	24V	6.3A	150W	100-0.1	IP67/IP20
	HLG-240H-24	KKDL-02/03	90-305V	24V	10.0A	240W	100-0.1	IP67/IP20
DMX RGB	CEN-60-24	KKSC-03	90-295V	24V	2.5A	60W	100-0.9	IP67/IP20
	HLG-60H-24	KKSC-03	90-305V	24V	2.5A	60W	100-0.9	IP67/IP20
	HLG-100H-24	KKSC-03	90-305V	24V	4A	100W	100-0.9	IP67/IP20
	HLG-150H-24	KKSC-03	90-305V	24V	6.3A	150W	100-0.9	IP67/IP20
	HLG-240H-24	KKSC-03	90-305V	24V	10.0A	240W	100-0.9	IP67/IP20

<sup>1</sup> The items shown above cover the most frequently used specification but does not exhaust the possible options

<sup>2</sup> PSU and/or driver can be chosen from the table, or KKDC may recommend the best option upon receipt of the controls requirement and installation environment

<sup>3</sup> Electrical shop drawing will include detailed information of PSU and relevant control drivers

<sup>4</sup> Cut sheets are available on the controls section of [www.kkdc.lighting](http://www.kkdc.lighting) or upon request