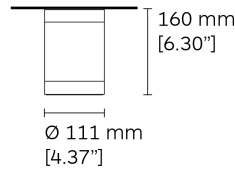


Rocket 111 Ceiling

3506BB12-803014DC10



DESCRIPTION

Round wall/ceiling luminaire with trim, light body and ring in cast aluminium. Central housing in aluminium extrusion, with toughened safety glass, weatherproof durable silicone gasket and external screws made of stainless steel. Front cover is designed to avoid accumulation of dust and water. Electrical installation includes double cable entry. Available in two sizes.

MOUNTING

Outdoor Lighting - Ceiling/Wall Surface Mounted/Pendant

OPTIC

Reflector. Narrow, medium and wide beam angle available.

ELECTRICAL / LED DRIVER

DC - CASAMBI

LIGHT SOURCE AND PERFORMANCE

LIGHT SOURCE: LED Built-in with body - Bridgelux - COB

SDCM:

CCT: 30


CRI: 80

SYSTEM POWER: 15.4

DELIVERED LUMEN: 1936.8 lm

IP: 65

Notes:



ORDERING CODE

Follow the steps to specify your fixture final code, example: **RE61MB13-803020DL11**

PRODUCT CODE	LIGHT SOURCE CODE	-	CRI	CCT	BEAM ANGLE (BA°)	DRIVER OPTIONS	FINISH
3506	BB12	-	80	30	14	DC	10 - 10

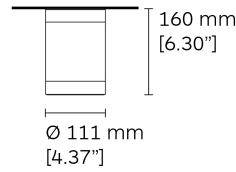
NOTES:

We reserve the right to change specifications without prior notification.

HONG KONG	-	LONDON	-	MILAN	-	SHANGHAI	-	USA
-----------	---	--------	---	-------	---	----------	---	-----

Rocket 111 Ceiling

3506BB12-804032DX10



DESCRIPTION

Round wall/ceiling luminaire with trim, light body and ring in cast aluminium. Central housing in aluminium extrusion, with toughened safety glass, weatherproof durable silicone gasket and external screws made of stainless steel. Front cover is designed to avoid accumulation of dust and water. Electrical installation includes double cable entry. Available in two sizes.

MOUNTING

Outdoor Lighting - Ceiling/Wall Surface Mounted/Pendant

OPTIC

Reflector. Narrow, medium and wide beam angle available.

ELECTRICAL / LED DRIVER

DX - DMX

LIGHT SOURCE AND PERFORMANCE

LIGHT SOURCE: LED Built-in with body - Bridgelux - COB

SDCM:

CCT: 40


CRI: 80

SYSTEM POWER: 15.4

DELIVERED LUMEN: 1998 lm

IP: 65

Notes:



ORDERING CODE

Follow the steps to specify your fixture final code, example: **RE61MB13-803020DL11**

PRODUCT CODE	LIGHT SOURCE CODE	-	CRI	CCT	BEAM ANGLE (BA°)	DRIVER OPTIONS	FINISH
3506	BB12	-	80	40	32	DX	10 - 10

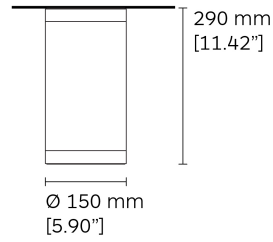
NOTES:

We reserve the right to change specifications without prior notification.

HONG KONG	-	LONDON	-	MILAN	-	SHANGHAI	-	USA
-----------	---	--------	---	-------	---	----------	---	-----

Rocket 150 Ceiling

3505BB13-803016D010



DESCRIPTION

Round wall/ceiling luminaire with trim, light body and ring in cast aluminium. Central housing in aluminium extrusion, with toughened safety glass, weatherproof durable silicone gasket and external screws made of stainless steel. Front cover is designed to avoid accumulation of dust and water. Electrical installation includes double cable entry. Available in two sizes.

MOUNTING

Outdoor Lighting - Ceiling/Wall Surface Mounted/Pendant

OPTIC

Reflector. Narrow, medium and wide beam angle available.

ELECTRICAL / LED DRIVER

D0 - No Dimming

LIGHT SOURCE AND PERFORMANCE

LIGHT SOURCE: LED Built-in with body - Bridgelux - COB

SDCM:

CCT: 30


CRI: 80

SYSTEM POWER: 22

DELIVERED LUMEN: 2760.3 lm

IP: 65

Notes:



ORDERING CODE

Follow the steps to specify your fixture final code, example: **RE61MB13-803020DL11**

PRODUCT CODE	LIGHT SOURCE CODE	-	CRI	CCT	BEAM ANGLE (BA°)	DRIVER OPTIONS	FINISH
3505	BB13	-	80	30	16	D0	10 - 10

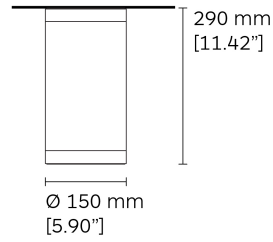
NOTES:

We reserve the right to change specifications without prior notification.

HONG KONG	-	LONDON	-	MILAN	-	SHANGHAI	-	USA
-----------	---	--------	---	-------	---	----------	---	-----

Rocket 150 Ceiling

3505BB13-804040DX29



DESCRIPTION

Round wall/ceiling luminaire with trim, light body and ring in cast aluminium. Central housing in aluminium extrusion, with toughened safety glass, weatherproof durable silicone gasket and external screws made of stainless steel. Front cover is designed to avoid accumulation of dust and water. Electrical installation includes double cable entry. Available in two sizes.

MOUNTING

Outdoor Lighting - Ceiling/Wall Surface Mounted/Pendant

OPTIC

Reflector. Narrow, medium and wide beam angle available.

ELECTRICAL / LED DRIVER

DX - DMX

LIGHT SOURCE AND PERFORMANCE

LIGHT SOURCE: LED Built-in with body - Bridgelux - COB

SDCM:

CCT: 40


CRI: 80

SYSTEM POWER: 22

DELIVERED LUMEN: 2853 lm

IP: 65

Notes:



ORDERING CODE

Follow the steps to specify your fixture final code, example: **RE61MB13-803020DL11**

PRODUCT CODE	LIGHT SOURCE CODE	-	CRI	CCT	BEAM ANGLE (BA°)	DRIVER OPTIONS	FINISH
3505	BB13	-	80	40	40	DX	29 - 29

NOTES:

We reserve the right to change specifications without prior notification.

HONG KONG	-	LONDON	-	MILAN	-	SHANGHAI	-	USA
-----------	---	--------	---	-------	---	----------	---	-----