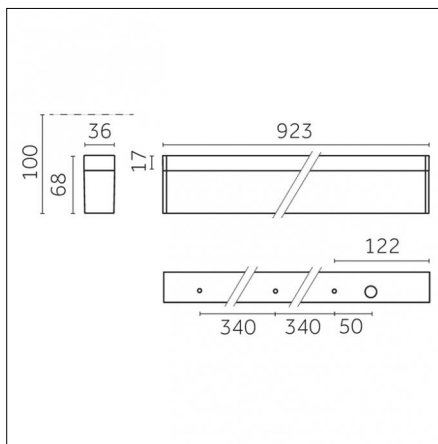


Indoor | Ceiling mounted luminaires | Yori Linear surface/pendant



Wide 77°

12

IP20



Risk 0

850°



EAC



CE

CB

Code 0.BH250.HQ12

Light source features

Number of light sources: 1

Source type: LED HQ

Watt: 26W

Lm: 3000lm

Lm/W: 115lm/W

Kelvin/CRI: 3000K / >90

SDCM/L70 B10: / 50000

Electrical features

Driver included: YES

Driver position: integrated

Driver type: On-Off 220/240 Vac 50/60 Hz

Total power consumption (LED + DRIVER): 28W

Isolation class: Class I

Optical features

Beam angle: 77°

Optical type, adjustability: Fixed

Interchangeable optic (IOS): NO

Physical features

Material: aluminum

Diffusing screen: Opal

Mounting: Surface mounted

Fixing: Ceiling

Finishing: Embossed matt white (Standard)

Luminaire constructed in conformity with Directives 2014/35/EU (LV), 2014/30/EU (EMC), 2009/125/EC (Ecodesign) with Regulations (EC) No 245/2009, (EU) No 347/2010 and (EU) 2015/1428 (for luminaires with fluorescent and metal halide lamps only), 2009/125/EC (Ecodesign) with Regulations (EU) No 1194/2012 and 2015/1428 (for LED luminaires only), 2011/65/EU (RoHS 2) and 2012/19/EU (WEEE).

Reggiani SPA Illuminazione

Viale Monza, 16 20845 Sovico (MB) Italy
Tel. (+39) 039 2071.1 fax (+39) 039 2071 999

www.reggiani.net
contact@reggiani.net

Photometries



Yori Linear Surface_920mm_26W_IES


Yori Linear Surface_920mm_26W_LDT

Accessories



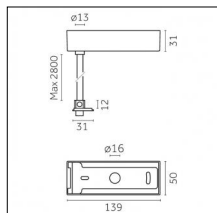
Code 0.26150.0012 - Suspension set

Type: Mounting
 Finishing: Embossed matt white (Standard)
 Description: The set includes guides (2 pcs), steel cables (2 pcs), ceiling roses (2 pcs)



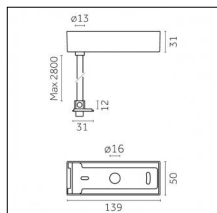
Code 0.26150.0031 - Suspension set

Type: Mounting
 Finishing: Embossed matt black (Standard)
 Description: The set includes guides (2 pcs), steel cables (2 pcs), ceiling roses (2 pcs)



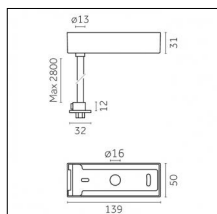
Code 0.26151.0012 - Suspension set with On-Off control gear (with trim)

Type: Mounting
 Finishing: Embossed matt white (Standard)
 Description: The set includes guide, cable gland, cable, control gear box with trim



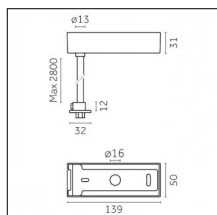
Code 0.26151.0031 - Suspension set with On-Off control gear (with trim)

Type: Mounting
 Finishing: Embossed matt black (Standard)
 Description: The set includes guide, cable gland, cable, control gear box with trim



Code 0.26152.0012 - Suspension set with dimmable control gear (with trim)

Type: Mounting
 Finishing: Embossed matt white (Standard)
 Description: The set includes guide, cable gland, cable, control gear box with trim

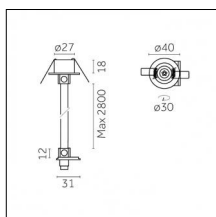



Code 0.26152.0031 - Suspension set with dimmable control gear (with trim)

Type: Mounting
 Finishing: Embossed matt black (Standard)
 Description: The set includes guide, cable gland, cable, control gear box with trim

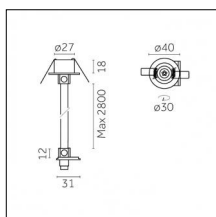

Luminaire constructed in conformity with Directives 2014/35/EU (LV), 2014/30/EU (EMC), 2009/125/EC (Ecodesign) with Regulations (EC) No 245/2009, (EU) No 347/2010 and (EU) 2015/1428 (for luminaires with fluorescent and metal halide lamps only), 2009/125/EC (Ecodesign) with Regulations (EU) No 1194/2012 and 2015/1428 (for LED luminaires only), 2011/65/EU (RoHS 2) and 2012/19/EU (WEEE).

Accessories



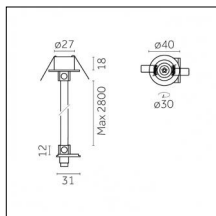

Code 0.26153.0012 - Suspension set with On-Off recessed control gear (with trim)

Type: Mounting
 Finishing: Embossed matt white (Standard)
 Description: The set includes guide, cable gland, cable, recessed control gear box



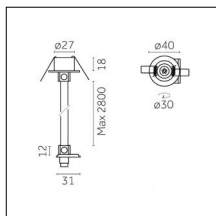

Code 0.26153.0031 - Suspension set with On-Off recessed control gear (with trim)

Type: Mounting
 Finishing: Embossed matt black (Standard)
 Description: The set includes guide, cable gland, cable, recessed control gear box



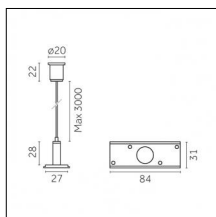
Code 0.26154.0012 - Suspension set with dimmable recessed control gear (with trim)

Type: Mounting
 Finishing: Embossed matt white (Standard)
 Description: The set includes guide, cable gland, cable, recessed control gear box



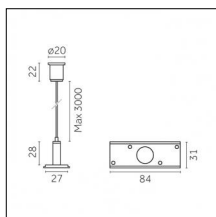
Code 0.26154.0031 - Suspension set with dimmable recessed control gear (with trim)

Type: Mounting
 Finishing: Embossed matt black (Standard)
 Description: The set includes guide, cable gland, cable, recessed control gear box



Code 0.26155.0012 - Suspension set with coupling

Type: Mounting
 Finishing: Embossed matt white (Standard)
 Description: The set includes coupling guide, tie bar, steel cable, ceiling rose



Code 0.26155.0031 - Suspension set with coupling

Type: Mounting
 Finishing: Embossed matt black (Standard)
 Description: The set includes coupling guide, tie bar, steel cable, ceiling rose

Luminaire constructed in conformity with Directives 2014/35/EU (LV), 2014/30/EU (EMC), 2009/125/EC (Ecodesign) with Regulations (EC) No 245/2009, (EU) No 347/2010 and (EU) 2015/1428 (for luminaires with fluorescent and metal halide lamps only), 2009/125/EC (Ecodesign) with Regulations (EU) No 1194/2012 and 2015/1428 (for LED luminaires only), 2011/65/EU (RoHS 2) and 2012/19/EU (WEEE).