

Flexible

UNI FX 4

Specification sheet

KKDC



Dimension	H1.35/W10/L250-3000mm(H0.05/W0.39/L9.84-118.11in)	
PCB increment	Power connection and cut points every 125mm (4.92in), price rounded up to closest 250mm (9.84in) increment	
LED pitch	20.8mm - 48 LED/m (0.82in - 15LED/ft)	
Chip	n/s/e-line Toyoda Gosei	
Beam angle	120°	
Colours	n-line	2700K/3000K
	s/e-line	2100K/2300K/2500K/2700K/3000K/3200K/3500K/4000K/5000K
Bin/Step	s-line	2-step MacAdam ellipse
	n/e-line	3-step MacAdam ellipse
CRI	≥ 90 (n-line ≥ 95)	
Lifetime	50,000 hours @ 25°C (50,000 hours @ 77°F)	
Operating temp	T _a = -25°C to 40°C (T _c max = 85°C) T _a = -13°F to 104°F (T _c max = 185°F)	
IP rating	IP20	
Finish	N/A	
Cover/lens	N/A	
Mounting	3M double sided tape and surface mounting clips	
Min bend radius	20mm (0.79in) Ø	
Power feed	Hardwire tails or male/female connectors	
Control	0-10V/1-10V/DMX/DALI	



LED Grading Key

Exclusive Grade

n-line*	Full visible spectrum NO UV or IR 380nm-780nm 3-step CCT range	*KKDC tuned CCT range
s-line*	2-step CCT range	
e-line*	3-step CCT range	

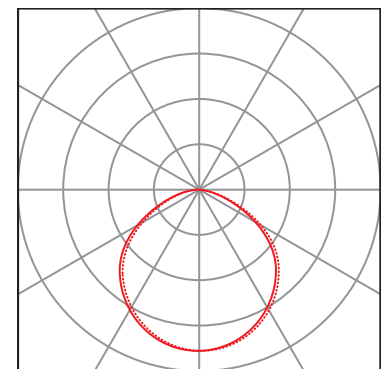
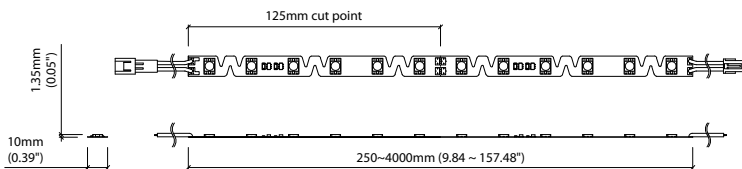
PERFORMANCE DATA @ 3000K

Power consumption	Supply voltage	Supply current
15W/m (4.57W/ft)	24V DC	0.62A/m (0.19A/ft)

Colour Rendering Index (CRI)

	R1	R2	R3	R4	R5	R6	R7	R8	R9	R10	R11	R12	R13	R14
n-line	99	98	96	97	98	97	95	91	78	95	95	92	99	97

	No Cover	CRI	R9	Rf	Rg
n-line	950lm/m (290lm/ft) 63.1lm/W	97	78	-	-
s/e-line	1450lm/m (442lm/ft) 96.6lm/W	90	50	-	-



— C0 / C180 cd / 1000 lm C90 / C270

Data derived from independent UKAS/IESNA LM-79-08 accredited testing of production samples.

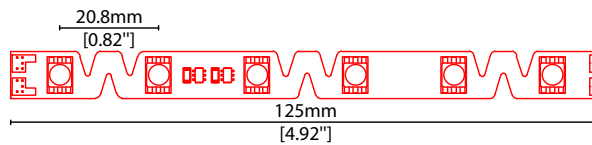
Flexible

UNI FX4

Length Availability List



Length Code		Fixture Length		LED Strip		End Cap Dimension		Wattage (W)	Output (lm)	
Metric	Imperial(US)	Metric	Imperial(US)	Metric	Imperial(US)	Metric	Imperial(US)		3000K (Test Data)	Range Data
m0250	i0010	250mm	9.84in	250mm	9.84in	N/A	N/A	3.75	362	189-377
m0375	i0015	375mm	14.76in	375mm	14.76in	N/A	N/A	5.63	543	284-565
m0500	i0020	500mm	19.69in	500mm	19.69in	N/A	N/A	7.50	725	379-753
m0625	i0025	625mm	24.61in	625mm	24.61in	N/A	N/A	9.38	906	473-942
m0750	i0030	750mm	29.53in	750mm	29.53in	N/A	N/A	11.25	1087	568-1130
m0875	i0034	875mm	34.45in	875mm	34.45in	N/A	N/A	13.13	1268	663-1319
m1000	i0039	1000mm	39.37in	1000mm	39.37in	N/A	N/A	15.00	1449	757-1507
m1125	i0044	1125mm	44.29in	1125mm	44.29in	N/A	N/A	16.88	1630	852-1695
m1250	i0049	1250mm	49.21in	1250mm	49.21in	N/A	N/A	18.75	1811	947-1884
m1375	i0054	1375mm	54.13in	1375mm	54.13in	N/A	N/A	20.63	1992	1041-2072
m1500	i0059	1500mm	59.06in	1500mm	59.06in	N/A	N/A	22.50	2174	1136-2260
m1625	i0064	1625mm	63.98in	1625mm	63.98in	N/A	N/A	24.38	2355	1230-2449
m1750	i0069	1750mm	68.90in	1750mm	68.90in	N/A	N/A	26.25	2536	1325-2637
m1875	i0074	1875mm	73.82in	1875mm	73.82in	N/A	N/A	28.13	2717	1420-2826
m2000	i0079	2000mm	78.74in	2000mm	78.74in	N/A	N/A	30.00	2898	1514-3014
m2125	i0084	2125mm	83.66in	2125mm	83.66in	N/A	N/A	31.88	3079	1609-3202
m2250	i0089	2250mm	88.58in	2250mm	88.58in	N/A	N/A	33.75	3260	1704-3391
m2375	i0094	2375mm	93.50in	2375mm	93.50in	N/A	N/A	35.63	3441	1798-3579
m2500	i0098	2500mm	98.43in	2500mm	98.43in	N/A	N/A	37.50	3623	1893-3767
m2625	i0103	2625mm	103.35in	2625mm	103.35in	N/A	N/A	39.38	3804	1988-3956
m2750	i0108	2750mm	108.27in	2750mm	108.27in	N/A	N/A	41.25	3985	2082-4144
m2875	i0113	2875mm	113.19in	2875mm	113.19in	N/A	N/A	43.13	4166	2177-4333
m3000	i0118	3000mm	118.11in	3000mm	118.11in	N/A	N/A	45.00	4347	2272-4521



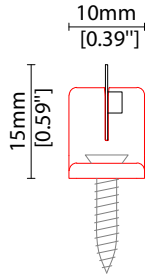
Flexible

UNI FX 4 Accessories

KKDC

MOUNTING OPTIONS

Note: Accessories are to be ordered separately with corresponding code shown below.

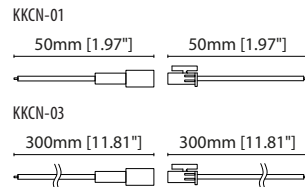



KKCP-07

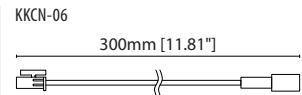
Side clip
(allow 4 per metre/40in)

White plastic

CONNECTORS



KKCN-01 50mm (1.97in) pair
KKCN-03 300mm (11.81in) pair
2 PIN male + female connector set



KKCN-06
2 PIN 300mm (11.81in) extension lead

KKDC CONTROL



IP20
Black plastic housing
L164/W64/H34mm
(L6.46/W2.52/H1.34in)

KKDM-05 1-10V
visDIM dimmable sub-controller



IP20
Black plastic housing
L164/W64/H34mm
(L6.46/W2.52/H1.34in)

KKSC-03A DMX (screw terminal)
visDIM dimmable sub-controller

Flexible

UNI FX 4 Accessories

KKDÖ

KKDC CONTROL (CONTINUED)



IP20
Black plastic housing
L164/W64/H34mm
(L6.46/W2.52/H1.34in)

KKSC-03B DMX (RJ45)
visDIM dimmable sub-controller



IP20
Plastic housing
L170/W59/H29mm
(L6.69/W2.32/H1.14in)

KKDL-02 DALI
visDIM dimmable sub-controller
(4 x 8A max @ 12-36V)



IP20
Plastic housing
L166/W53.4/H23mm
(L6.54/W2.10/H0.91in)

KKDL-03 DALI
visDIM dimmable sub-controller
(4 x 5A max @ 12-36V)



FX Driver/PSU Options



AVAILABLE PSU OPTIONS

Control Mode	PSU (Order Code)	Input Voltage AC	Output Voltage DC	Rated Output Current	Rated Power	Dim %	IP Rating
Switched	CEN-60-24	90-295V	24V	2.5A	60W	-	IP67
	HLG-60H-24	90-305V	24V	2.5A	60W	-	IP67
	HLG-100H-24	90-305V	24V	4.0A	100W	-	IP67
	HLG-150H-24	90-305V	24V	6.3A	150W	-	IP67
	HLG-240H-24	90-305V	24V	10A	240W	-	IP67
0-10V (1-10V)	PWM-40-24	90-305V	24V	1.67A	40W	100-0.15 (100-10)	IP67
	PWM-60-24	90-305V	24V	2.5A	60W	100-0.15 (100-10)	IP67
	PWM-90-24	90-305V	24V	3.67A	90W	100-0.15 (100-10)	IP67
	PWM-120-24	90-305V	24V	5.0A	120W	100-0.15 (100-10)	IP67
DALI	LIN100A1	120-277V	24V	1A per channel	100W	100-0.1	IP66/IP40
DMX RGB	LIN100A1	120-277V	24V	1.33A per channel	100W	100-0.1	IP66/IP40
DMX RGBW	LIN100A1	120-277A	24V	1A per channel	100W	100-0.1	IP66/IP40

Flicker Free Options - Combination of PSU+ sub-controller

Control Mode	PSU (Order Code)	Sub-controller (Order Code)	Input Voltage AC	Output Voltage DC	Rated Output Current	Rated Power	Dim %	IP Rating PSU/ Sub-controller
0-10V or 1-10V	CEN-60-24	KKDM-05	90-295V	24V	2.5A	60W	100-0.9	IP67/IP20
	HLG-60H-24	KKDM-05	90-295V	24V	2.5A	60W	100-0.9	IP67/IP20
	HLG-100H-24	KKDM-05	90-295V	24V	4.0A	100W	100-0.9	IP67/IP20
	HLG-150H-24	KKDM-05	90-295V	24V	6.3A	150W	100-0.9	IP67/IP20
	HLG-240H-24	KKDM-05	90-295V	24V	10.0A	240W	100-0.9	IP67/IP20
	CEN-60-24	KKDL-02/03	90-295V	24V	2.5A	60W	100-0.1	IP67/IP20
DALI	HLG-60H-24	KKDL-02/03	90-305V	24V	2.5A	60W	100-0.1	IP67/IP20
	HLG-100H-24	KKDL-02/03	90-305V	24V	4.0A	100W	100-0.1	IP67/IP20
	HLG-150H-24	KKDL-02/03	90-305V	24V	6.3A	150W	100-0.1	IP67/IP20
	HLG-240H-24	KKDL-02/03	90-305V	24V	10.0A	240W	100-0.1	IP67/IP20
DMX RGB	CEN-60-24	KKSC-03	90-295V	24V	2.5A	60W	100-0.9	IP67/IP20
	HLG-60H-24	KKSC-03	90-305V	24V	2.5A	60W	100-0.9	IP67/IP20
	HLG-100H-24	KKSC-03	90-305V	24V	4A	100W	100-0.9	IP67/IP20
	HLG-150H-24	KKSC-03	90-305V	24V	6.3A	150W	100-0.9	IP67/IP20
	HLG-240H-24	KKSC-03	90-305V	24V	10.0A	240W	100-0.9	IP67/IP20

¹ The items shown above cover the most frequently used specification but does not exhaust the possible options

² PSU and/or driver can be chosen from the table, or KKDC may recommend the best option upon receipt of the controls requirement and installation environment

³ Electrical shop drawing will include detailed information of PSU and relevant control drivers

⁴ Cut sheets are available on the controls section of www.kkdc.lighting or upon request