



GENERAL SPECIFICATION

Body and trim: Steel and aluminum.

Finish: Powder coated.

Suspension: Stainless steel cables. Vertical suspension.

Power cable: Silver braided.

Diffusers: Opal polycarbonate Direct/Clear polycarbonate Indirect.

Drivers: Integral, HPF electronic drivers for 120-277V (EU-240V), 0-10V, 1% dimming standard.

Mechanical: Luminaires mount directly over J box (by others - North America only).

Integral Emergency system: Emergency option provides a 1.5 hour (3 hours for EU) emergency lighting facility. The self contained system includes the inverter module, NiCad batteries, LED charge indicator and test switch (NA only). Not available with a 347V supply.

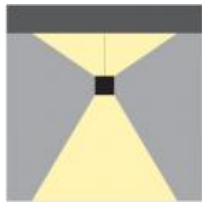
L70 @25deg C (77deg F): > 50,000 hrs.

Delivered Lumens: Delivered lumens & LPW based on 3000K (min 80 CRI) for White LEDs only.

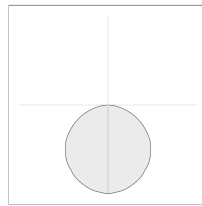
MOUNTING & OPTICS



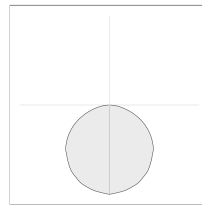
Suspended Direct



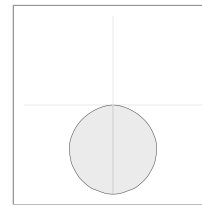
Suspended Direct/Indirect



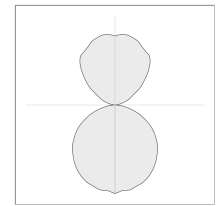
97 3020



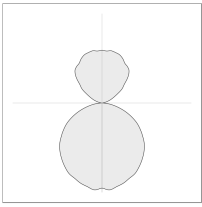
97 3030



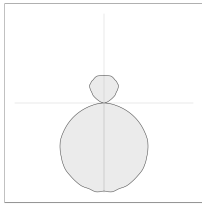
97 3040



97 3120



97 3130



97 3140

HOW TO ORDER

A SPECIFY LUMINAIRE

Code:	Square (A):	Light Direction:	Power:	Direct lms:	Indirect lms:	LPW:
97 3020	610mm/24"	Direct	36W	4622		130
97 3030	914mm/36"	Direct	90W	12295		136
97 3040	1219mm/48"	Direct	168W	23640		141
97 3120	610mm/24"	Direct/Indirect	64W	4614	3311	124
97 3130	914mm/36"	Direct/Indirect	147W	12301	6624	129
97 3140	1219mm/48"	Direct/Indirect	224W	23689	6591	125

Additional Information

Recommended minimum suspension length: 12" for White LEDs, 24" for Colored LEDs

B SPECIFY CCT/COLOR (DIRECT)

D30	3000K (min 80 CRI)
D35	3500K (min 80 CRI)
D40	4000K (min 80 CRI)

C SPECIFY CCT/COLOR (INDIRECT)

N30	3000K (min 80 CRI)
N35	3500K (min 80 CRI)
N40	4000K (min 80 CRI)
NRD	Red
NGN	Green
NBL	Blue

D SPECIFY FINISH

BL	Black
MS	Metallic Silver
WH	White
F39	Other painted finish (RAL number required)
F40	Other Non-RAL painted finish (sample chip required)

Additional Information

F39 & F40 have a one time set-up charge regardless of quantity.

E SPECIFY LUMEN & WATTAGE REDUCTION

PRO	Lumen & Wattage Reduction to approximately 25% of standard output
PR1	Lumen & Wattage Reduction to approximately 50% of standard output
PR2	Lumen & Wattage Reduction to approximately 75% of standard output

Additional Information

Note: Custom Reduction Percentages Available Upon Request.

F SPECIFY DIMMING OPTIONS

- DL** DALI Dimming (1%)
- DS** DSI (EU only)
- SD** SwitchDim (EU only)

Additional Information

DS & SD options not available in North America

G SPECIFY OPTIONS

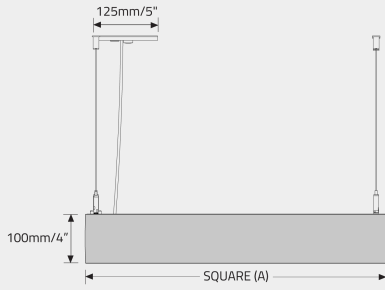
- EM** Integral Emergency
- EN** Encelium/Zigbee Control
- OD** Opal diffuser for uplight (10% reduction on Indirect lms)
- SS** Separate Switching (two power cables supplied)

EXAMPLE SPECIFICATION CODE

973120/D35/NGN/WH

DIMENSIONAL DIAGRAMS

SI - VERTICAL SUSPENSION



APPROVALS



IP20