

Light Pipe

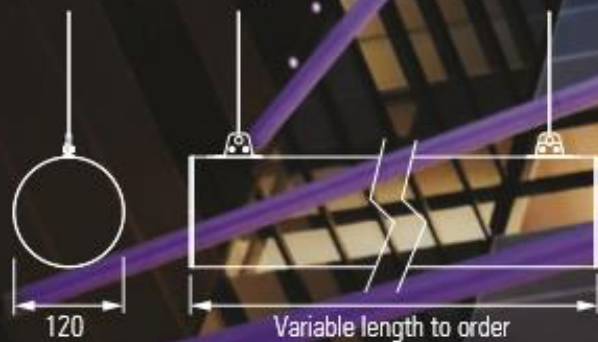
RGBW LED linear lighting tube system


The Light Pipe system was developed with our Swedish distributor Rebel Light as a custom design for an atrium lighting project in Stockholm.

Long runs of linked high power RGBW light engines illuminate the sections of frosted acrylic diffuser.

A structural spine heat sink incorporates plug and play cable management for the light engines for ease of installation and servicing.

The system can incorporate a wide variety of LED light engines with white, dynamic white or RGBW LED arrays.





Tube Light

Exterior linear lighting system IP65

The Tube Light system has been developed for use in a wide variety of interior and exterior lighting applications where an enclosed linear line of light is required.

The system can incorporate a wide variety of LED light engines with white or RGBW LED arrays.

LED drivers can be located within the luminaire and remote driver versions are also available for high ambient conditions and for 360 degree output types.

The outer extruded UV resistant hard coated polycarbonate tube is available in both clear and frosted finishes.

Surface mounting brackets, a pendant suspension kit and custom mounting options.

The surface mounting brackets allow rotation enabling wall grazing and washing effects.



Lumens per mtr





Double ended T5 fluorescent version



Multi LED version





Single ended PLL fluorescent version pendant



LED RGB or RGBW clear version

LED version

Variable length to order



T5 14 watt: 577mm. 21 watt: 877mm.
28 watt: 1177mm. 35 watt: 1477mm.

