

GENERAL SPECIFICATION

Body and trim: Steel and aluminum.

Finish: Powder coated for standard finishes (black, metallic silver & white).

Diffusers: Opal polycarbonate

Drivers for RGBW: Integral, HPF electronic drivers/ DMX interfaces for 120-277V (EU-240V). Luminaires require a DMX controller by others.

Mechanical: Luminaires mount directly over J box (by others - North America only).

L70 @25deg C: > 50,000 hrs.

Delivered Lumens: Delivered lumens & LPW based on 4000K (min 80 CRI) for White LEDs only.

Approvals: Damp Location (Indoor use only).

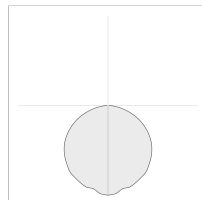
MOUNTING & OPTICS



Ceiling Direct



RGBW



Direct

HOW TO ORDER

A SPECIFY LUMINAIRE

Code:	Radius (A):	Arc °:	Direct:	Max Wattage:	White Only Wattage:	Delivered lms (White LEDs only):	LPW:
AW1	1066mm/42"	120°	RGBW	102W	28W	3534	125
AW2	1219mm/48"	120°	RGBW	110W	31W	3806	124
AW3	1371mm/54"	120°	RGBW	127W	35W	4428	126
AW4	1828mm/72"	90°	RGBW	127W	35W	4451	126

B SPECIFY FINISH

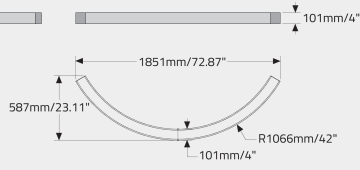
F1	White
F2	Black
F20	Metallic Silver
F27	Wood grain - Light Cherry
F28	Wood grain - Dark Walnut

EXAMPLE SPECIFICATION CODE

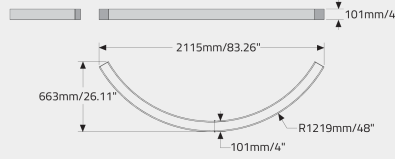
AW2/F27

DIMENSIONAL DIAGRAMS

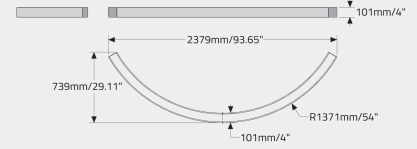
42" RADIUS



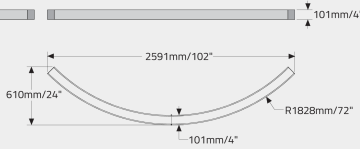
48" RADIUS



54" RADIUS



72" RADIUS



APPROVALS

