

## ULTRA NARROW SPOT SHORT SNOOT



### Technical Description

Evo S11 is a single source stem-mounted LED spotlight that comes as standard in white, black and brushed aluminium finishes. It has five site changeable optics for flexible distribution. The ultra narrow spot beam in our 4.9W 405lm module has a peak intensity of 9532cd. The Evo S has a 360 degree bearing aided rotation and 180 degree constant torque tilt mechanism, both lockable. The Jack Plug system enables the luminaire to be easily disconnected and reconnected to all of Precision Lighting's systems. The onboard 24V driver ensures overcurrent protection and is not polarity sensitive.

### Mechanical

**Category** Interior use only IP20

**Systems** Monopoint I LV tracks

**Material** Machined Aluminium

**Weight** 228g

**Lockable** Pan & Tilt

**Accessories** Snoots I Louvres I Lenses

### Finishes

**Finishes** Brushed Aluminium I Black I White I Custom\*

\* Please enquire as to the availability of non-standard Finishes

### Optical & Electrical

**System Power** 4.9W

**Module Output** 405lm\*

**Absolute Output** 397lm

**Gear Type** Dimmable available

**Colour Temperature** 3000K\*

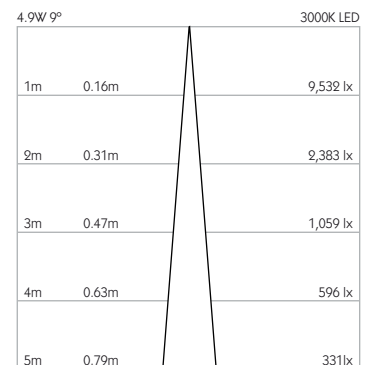
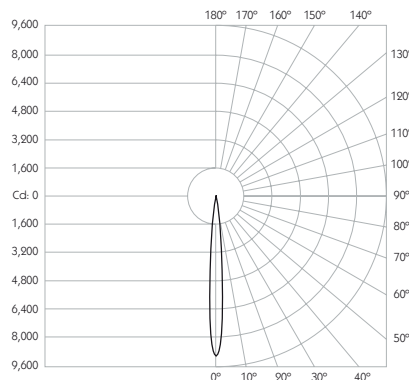
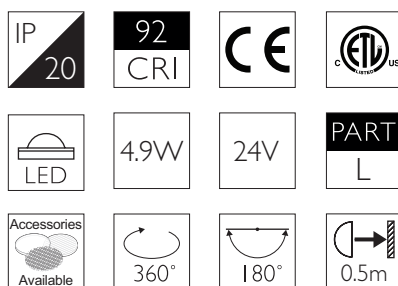
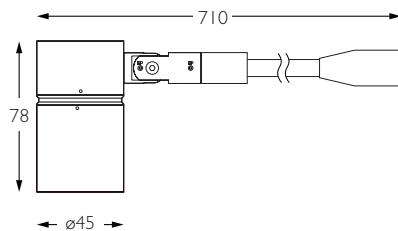
**CRI** 92 TYP

**TM-30** RF: 90 RG: 99

**Beam Angle** 09°

### Drivers

Driver/PSU Code	QTY Lights	Input
1-10V Dimming		
PSCV-20-24-A-TC	1	230V
PSCV-15-24-A-TC	1	110/127V
PSCV-120-24-A-OS	1 to 15	230V
DALI Dimming		
PSCV-16-24-D-TC	1	230V
PSCV-15-24-D-TC	1	110/127V
PSCV-100-24-D-EL	1 to 15	120/230V



Finish	Cable	Basis Track	Retrac	Eutrac	Trimless	Flat	Node	Surface
AL		BT-443-AL-XX9209	RT-443-AL-XX9209		MPS-443-AL-XX9209	MPX-443-AL-XX9209	MPY-443-AL-XX9209	MPZ-443-AL-XX9209
WH			RT-443-WH-XX9209		MPS-443-WH-XX9209	MPX-443-WH-XX9209	MPY-443-WH-XX9209	MPZ-443-WH-XX9209
BK			RT-443-BK-XX9209		MPS-443-BK-XX9209	MPX-443-BK-XX9209	MPY-443-BK-XX9209	MPZ-443-BK-XX9209
RB	*							

For 3000K Substitute XX with 30

For 2700K Substitute XX with 27

\*All Brass and Bronze finishes are made to order and subject to MOQ

Product photometry tested in accordance with LM-79 at 3000K, please enquire for 2700K data

## NARROW SPOT SHORT SNOOT



### Technical Description

Evo S11 is a single source stem-mounted LED spotlight that comes as standard in white, black and brushed aluminium finishes. It has five site changeable optics for flexible distribution. The narrow spot beam in our 4.9W 405lm module has a peak intensity of 7322cd. The Evo S has a 360 degree bearing aided rotation and 180 degree constant torque tilt mechanism, both lockable. The Jack Plug system enables the luminaire to be easily disconnected and reconnected to all of Precision Lighting's systems. The onboard 24V driver ensures overcurrent protection and is not polarity sensitive.

### Mechanical

**Category** Interior use only IP20

**Systems** Monopoint I LV tracks

**Material** Machined Aluminium

**Weight** 228g

**Lockable** Pan & Tilt

**Accessories** Snoots I Louvres I Lenses

### Finishes

**Finishes** Brushed Aluminium I Black I White I Custom\*

\* Please enquire as to the availability of non-standard Finishes

### Optical & Electrical

**System Power** 4.9W

**Module Output** 405lm\*

**Absolute Output** 396lm

**Gear Type** Dimmable available

**Colour Temperature** 3000K\*

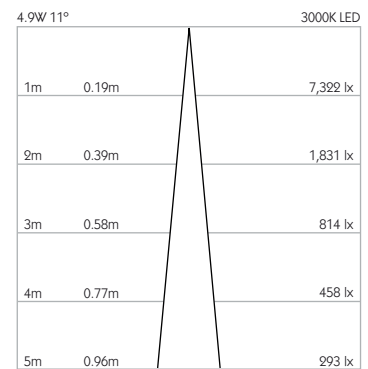
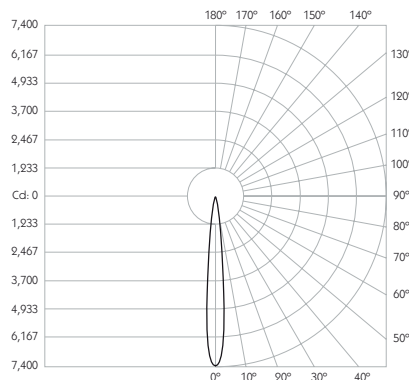
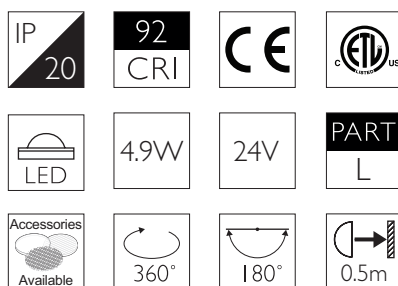
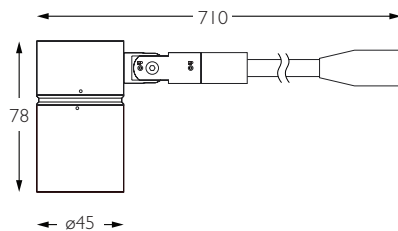
**CRI** 92 TYP

**TM-30** RF: 90 RG: 99

**Beam Angle** 11°

### Drivers

Driver/PSU Code	QTY Lights	Input
1-10V Dimming		
PSCV-20-24-A-TC	1	230V
PSCV-15-24-A-TC	1	110/127V
PSCV-120-24-A-OS	1 to 15	230V
DALI Dimming		
PSCV-16-24-D-TC	1	230V
PSCV-15-24-D-TC	1	110/127V
PSCV-100-24-D-EL	1 to 15	120/230V



Finish	Cable	Basis Track	Retrac	Eutrac	Trimless	Flat	Node	Surface
AL		BT-443-AL-XX9211	RT-443-AL-XX9211		MPS-443-AL-XX9211	MPX-443-AL-XX9211	MPY-443-AL-XX9211	MPZ-443-AL-XX9211
WH			RT-443-WH-XX9211		MPS-443-WH-XX9211	MPX-443-WH-XX9211	MPY-443-WH-XX9211	MPZ-443-WH-XX9211
BK			RT-443-BK-XX9211		MPS-443-BK-XX9211	MPX-443-BK-XX9211	MPY-443-BK-XX9211	MPZ-443-BK-XX9211
RB *								

For 3000K Substitute XX with 30

For 2700K Substitute XX with 27

\*All Brass and Bronze finishes are made to order and subject to MOQ

Product photometry tested in accordance with LM-79 at 3000K, please enquire for 2700K data



## Technical Description

Evo S11 is a single source stem-mounted LED spotlight that comes as standard in white, black and brushed aluminium finishes. It has five site changeable optics for flexible distribution. The medium beam in our 4.9W 405lm module has a peak intensity of 3966cd. The Evo S has a 360 degree bearing aided rotation and 180 degree constant torque tilt mechanism, both lockable. The Jack Plug system enables the luminaire to be easily disconnected and reconnected to all of Precision Lighting's systems. The onboard 24V driver ensures overcurrent protection and is not polarity sensitive.

## Mechanical

**Category** Interior use only IP20

**Systems** Monopoint I LV tracks

**Material** Machined Aluminium

**Weight** 228g

**Lockable** Pan & Tilt

**Accessories** Snoots I Louvres I Lenses

## Finishes

**Finishes** Brushed Aluminium I Black I White I Custom\*

\* Please enquire as to the availability of non-standard Finishes

## Optical & Electrical

**System Power** 4.9W

**Module Output** 405lm\*

**Absolute Output** 397lm

**Gear Type** Dimmable available

**Colour Temperature** 3000K\*

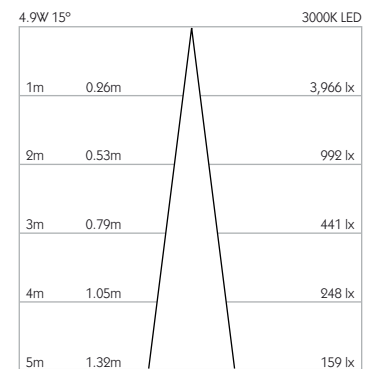
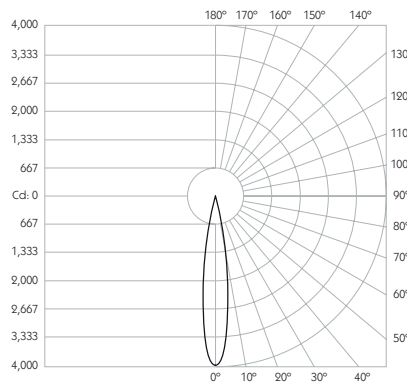
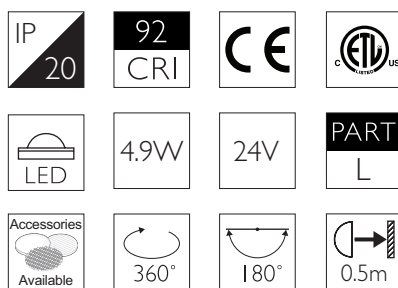
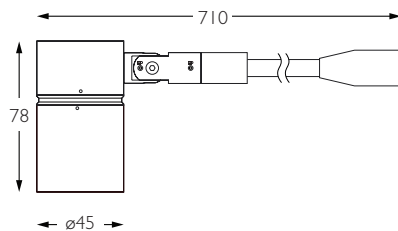
**CRI** 92 TYP

**TM-30** RF: 90 RG: 99

**Beam Angle** 15°

## Drivers

Driver/PSU Code	QTY Lights	Input
1-10V Dimming		
PSCV-20-24-A-TC	1	230V
PSCV-15-24-A-TC	1	110/127V
PSCV-120-24-A-OS	1 to 15	230V
DALI Dimming		
PSCV-16-24-D-TC	1	230V
PSCV-15-24-D-TC	1	110/127V
PSCV-100-24-D-EL	1 to 15	120/230V



Finish	Cable	Basis Track	Retrac	Eutrac	Trimless	Flat	Node	Surface
AL		BT-443-AL-XX9215	RT-443-AL-XX9215		MPS-443-AL-XX9215	MPX-443-AL-XX9215	MPY-443-AL-XX9215	MPZ-443-AL-XX9215
WH			RT-443-WH-XX9215		MPS-443-WH-XX9215	MPX-443-WH-XX9215	MPY-443-WH-XX9215	MPZ-443-WH-XX9215
BK			RT-443-BK-XX9215		MPS-443-BK-XX9215	MPX-443-BK-XX9215	MPY-443-BK-XX9215	MPZ-443-BK-XX9215
RB *								

For 3000K Substitute XX with 30

For 2700K Substitute XX with 27

\*All Brass and Bronze finishes are made to order and subject to MOQ

Product photometry tested in accordance with LM-79 at 3000K, please enquire for 2700K data



## Technical Description

Evo S11 is a single source stem-mounted LED spotlight that comes as standard in white, black and brushed aluminium finishes. It has five site changeable optics for flexible distribution. The flood beam in our 4.9W 405lm module has a peak intensity of 1203cd. The Evo S has a 360 degree bearing aided rotation and 180 degree constant torque tilt mechanism, both lockable. The Jack Plug system enables the luminaire to be easily disconnected and reconnected to all of Precision Lighting's systems. The onboard 24V driver ensures overcurrent protection and is not polarity sensitive.

## Mechanical

**Category** Interior use only IP20

**Systems** Monopoint I LV tracks

**Material** Machined Aluminium

**Weight** 228g

**Lockable** Pan & Tilt

**Accessories** Snoots I Louvres I Lenses

## Finishes

**Finishes** Brushed Aluminium I Black I White I Custom\*

\* Please enquire as to the availability of non-standard Finishes

## Optical & Electrical

**System Power** 4.9W

**Module Output** 405lm\*

**Absolute Output** 345lm

**Gear Type** Dimmable available

**Colour Temperature** 3000K\*

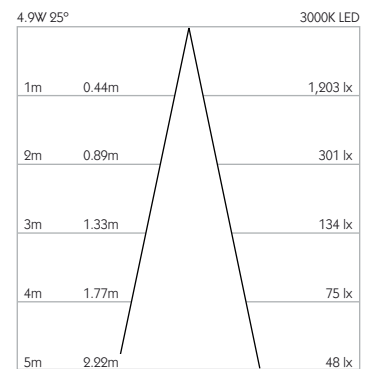
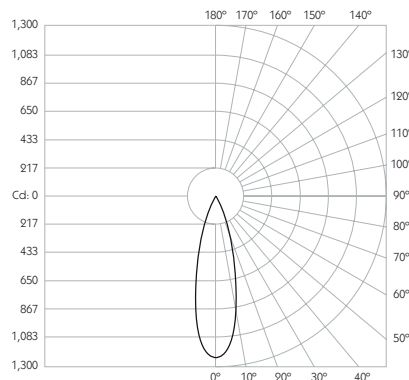
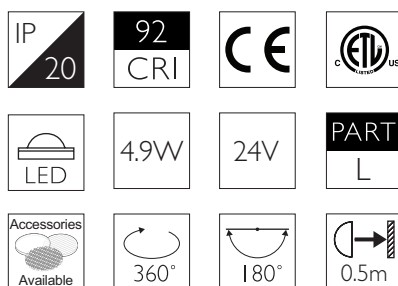
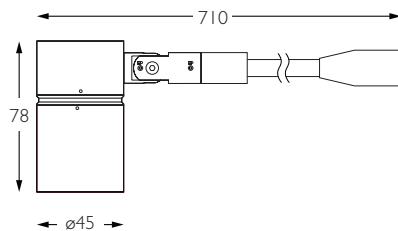
**CRI** 92 TYP

**TM-30** RF: 90 RG: 99

**Beam Angle** 25°

## Drivers

Driver/PSU Code	QTY Lights	Input
1-10V Dimming		
PSCV-20-24-A-TC	1	230V
PSCV-15-24-A-TC	1	110/127V
PSCV-120-24-A-OS	1 to 15	230V
DALI Dimming		
PSCV-16-24-D-TC	1	230V
PSCV-15-24-D-TC	1	110/127V
PSCV-100-24-D-EL	1 to 15	120/230V



Finish	Cable	Basis Track	Retrac	Eutrac	Trimless	Flat	Node	Surface
AL		BT-443-AL-XX9225	RT-443-AL-XX9225		MPS-443-AL-XX9225	MPX-443-AL-XX9225	MPY-443-AL-XX9225	MPZ-443-AL-XX9225
WH			RT-443-WH-XX9225		MPS-443-WH-XX9225	MPX-443-WH-XX9225	MPY-443-WH-XX9225	MPZ-443-WH-XX9225
BK			RT-443-BK-XX9225		MPS-443-BK-XX9225	MPX-443-BK-XX9225	MPY-443-BK-XX9225	MPZ-443-BK-XX9225
RB *								

For 3000K Substitute XX with 30

For 2700K Substitute XX with 27

\*All Brass and Bronze finishes are made to order and subject to MOQ

Product photometry tested in accordance with LM-79 at 3000K, please enquire for 2700K data

## WIDE FLOOD SHORT SNOOT



### Technical Description

Evo S11 is a single source stem-mounted LED spotlight that comes as standard in white, black and brushed aluminium finishes. It has five site changeable optics for flexible distribution. The wide flood beam in our 4.9W 405lm module has a peak intensity of 348cd. The Evo S has a 360 degree bearing aided rotation and 180 degree constant torque tilt mechanism, both lockable. The Jack Plug system enables the luminaire to be easily disconnected and reconnected to all of Precision Lighting's systems. The onboard 24V driver ensures overcurrent protection and is not polarity sensitive.

### Mechanical

**Category** Interior use only IP20

**Systems** Monopoint I LV tracks

**Material** Machined Aluminium

**Weight** 228g

**Lockable** Pan & Tilt

**Accessories** Snoots I Louvres I Lenses

### Finishes

**Finishes** Brushed Aluminium I Black I White I Custom\*

\* Please enquire as to the availability of non-standard Finishes

### Optical & Electrical

**System Power** 4.9W

**Module Output** 405lm\*

**Absolute Output** 330lm

**Gear Type** Dimmable available

**Colour Temperature** 3000K\*

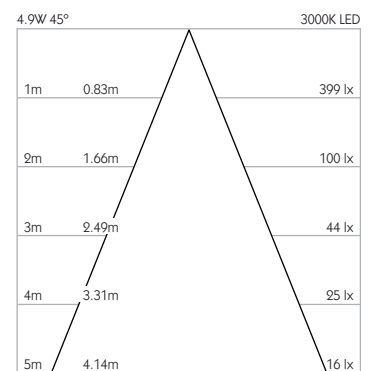
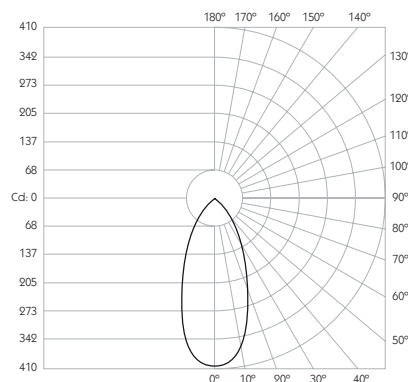
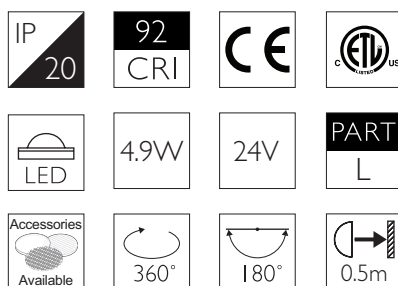
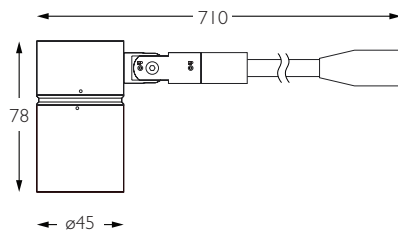
**CRI** 92 TYP

**TM-30** RF: 90 RG: 99

**Beam Angle** 45°

### Drivers

Driver/PSU Code	QTY Lights	Input
1-10V Dimming		
PSCV-20-24-A-TC	1	230V
PSCV-15-24-A-TC	1	110/127V
PSCV-120-24-A-OS	1 to 15	230V
DALI Dimming		
PSCV-16-24-D-TC	1	230V
PSCV-15-24-D-TC	1	110/127V
PSCV-100-24-D-EL	1 to 15	120/230V



Finish	Cable	Basis Track	Retrac	Eutrac	Trimless	Flat	Node	Surface
AL		BT-443-AL-XX9245	RT-443-AL-XX9245	MPS-443-AL-XX9245	MPX-443-AL-XX9245	MPY-443-AL-XX9245	MPZ-443-AL-XX9245	
WH			RT-443-WH-XX9245	MPS-443-WH-XX9245	MPX-443-WH-XX9245	MPY-443-WH-XX9245	MPZ-443-WH-XX9245	
BK			RT-443-BK-XX9245	MPS-443-BK-XX9245	MPX-443-BK-XX9245	MPY-443-BK-XX9245	MPZ-443-BK-XX9245	
RB	*							

For 3000K Substitute XX with 30

For 2700K Substitute XX with 27

\*All Brass and Bronze finishes are made to order and subject to MOQ

Product photometry tested in accordance with LM-79 at 3000K, please enquire for 2700K data