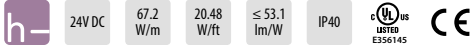




SEN CV 035 Indoor

Specification sheet



Dimension	H43.2/W39.2/L250-2000mm (H1.70/W1.54/L9.84-78.74in) 1250mm (49.21in) max for UL
PCB increment	250mm (9.84in)
LED pitch	35mm - 28LED/m (1.38in - 9LED/ft)
Chip	h-line Lumileds
Beam angle	10°/20°/30°/Spread lens (10° x 45°)/No lens
Colours	h-line White: 2700K/3000K/3500K/4000K/5000K (90CRI for 2700K/3000K)
Bin/Step	h-line 3 Step MacAdam Ellipse 4 Step MacAdam Ellipse(5000K)
CRI	≥ 90 (2700K/3000K) ≥ 80 (3500K/4000K/5000K)
Lifetime	50,000 hours @ 25°C (50,000 hours @ 77°F)
Operating temp	T _a = -25 to 45°C (T _c max = 89.7°C) T _a = -13 to 113°F (T _c max = 164.6°F)
IP rating	IP40
Finish	Silver anodised
Cover/lens	Clear/Clear+Micro Louvre/Lens options
Mounting	Surface mounting via clips or brackets
Connection	Sheathed hardwire tail
Control	1-10V/DMX/DALI (see visDIM range)



LED Grading Key

Exclusive Grade

h-line*	*KKDC tuned
Constant Voltage Lensed High Power LED	CCT range
3-step CCT range	
(4-step for 5000K)	

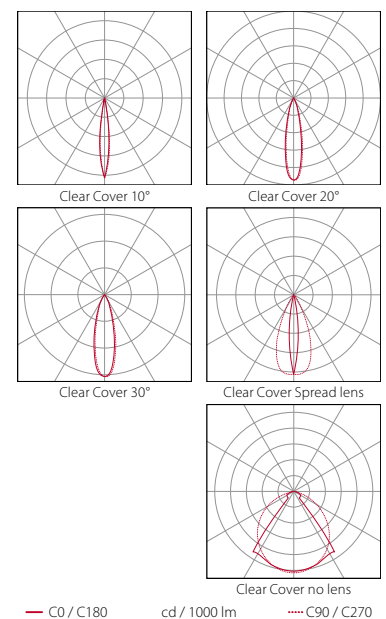
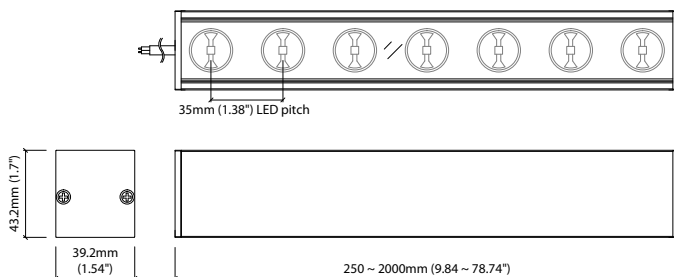
PERFORMANCE DATA @ 3000K

Power Consumption:	Supply voltage:	Supply current:
67.2 W/m (20.48 W/ft)	24V DC	2.8 A/m (0.85 A/ft)

Colour Rendering Index (CRI)

	R1	R2	R3	R4	R5	R6	R7	R8	R9	R10	R11	R12	R13	R14
h-line	94	95	92	93	93	91	95	91	77	85	92	77	94	94

	Clear Cover 10°	Clear Cover 20°	Clear Cover 30°	Clear Cover Spread Lens	Clear Cover No Lens	CRI	R9	Rf	Rg
h-line	3570lm/m (1088lm/ft) 53.1lm/W	3540lm/m (1080lm/ft) 52.7lm/W	3220lm/m (980lm/ft) 48.9lm/W	3470lm/m (1057lm/ft) 51.6lm/W	2860lm/m (873lm/ft) 42.6lm/W	93	77	90	103



Data derived from independent UKAS / IESNA LM-79-08 accredited testing of production samples.