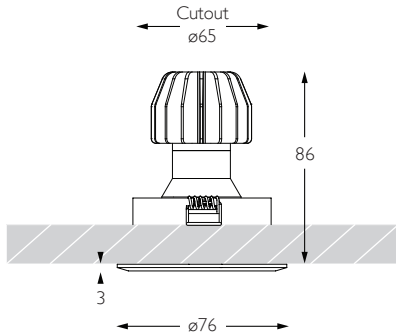


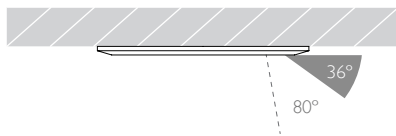
# MINIMO 11 | ADJUSTABLE

Luminaires  
spec sheet RC-623

ULTRA NARROW SPOT | CHAMFERED BEZEL

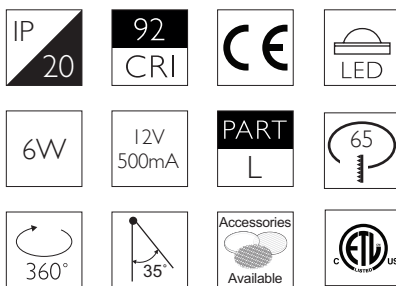


Glare Diagram



Cut Off: 36°

Glare Comfort Cut Off: 80°



## Technical Description

Minimo 11 Adjustable is a compact recessed LED luminaire offering full adjustability with 360° pan and 35° tilt without breaking the ceiling line. Minimo 11 is perfect for use in colour-critical applications with 92CRI delivered from a single source LED module and available in two colour temperatures as standard. Tool-less, site changeable beam angles allow flexibility in varying environments. Machined from aerospace grade 6063-T6 aluminium or brass, Minimo 11 Adjustable features a chamfered bezel with a choice of six finishes and an interchangeable decorative aperture available in three finishes for complete aesthetic integration. Minimo 11 Adjustable delivers a lumen package of 513lm at 6W.

## Mechanical

**Category** Interior use only IP20

**Material** Machined Aluminium | Brass

**Configuration** Chamfered Aperture

**Cutout**  $\varnothing$ 65mm

**Ceiling Thickness** 3 - 25mm

**Ceiling Void** 20mm above module

**Pan** 360° **Tilt** 35°

**Weight** AL BK WH - 211g | RB PB CH - 240g

## Finishes

**Bezel Finishes** Aluminium | Black | White | Rubbed Bronze | Polished Brass | Chrome | \*

**Aperture Finishes** Black | White | Satin Brass | \*

\* Please enquire as to the availability of non-standard Finishes

## Optical

**System Power** 6W

**Module Output** 513lm\*\*

**Absolute Output** 506lm\*\*

**LOR** 99%

**Glare Cut Off** 36°

**Glare Comfort Cut Off** 80°

\*\* Photometry shown is correct for 3000K module. Please enquire for 2700K module output.

**Colour Temperature** 2700K | 3000K

**CRI** 92 Typ

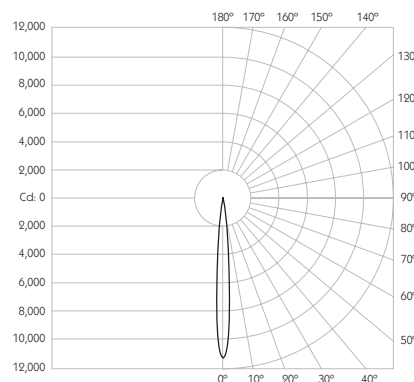
**TM-30** Rf: 90 Rg: 99

**Beam Angle** 9°

**Gear Type** Dimmable Options Available

**Gear Location** Remote

Product Photometry independently tested in accordance with LM-79



Distance	Beam Diameter	Illuminance (lx)
1m	0.16m	11,214 lx
2m	0.31m	2,804 lx
3m	0.47m	1,246 lx
4m	0.63m	701 lx
5m	0.79m	449 lx

Luminaire Code

RC-623

Bezel Finish

AL	Brushed Aluminium
WH	White
BK	Black
RB	Rubbed Bronze
PB	Polished Brass
CH	Polished Chrome

Aperture Finish

BK	Black
WH	White
SB	Satin Brass

CCT

27	2700K
30	3000K

CRI

92 92 CRI

Beam Angle

09 9° Ultra Narrow Spot

RC-623

92

09

PRECISION  
LIGHTING

SALES@PRECISIONLIGHTING.CO.UK

WWW.PRECISIONLIGHTING.CO.UK

42 RIVERSIDE ROAD  
LONDON SW17 0BA

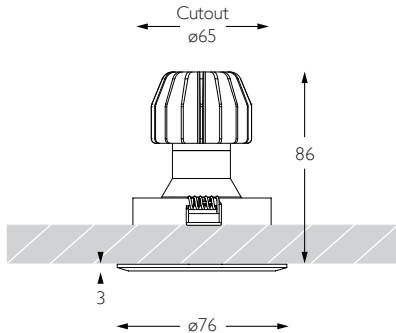
t. +44 (0) 20 8947 6616  
f. +44 (0) 20 8286 6626

Version 10.16

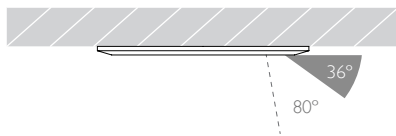
# MINIMO 11 | ADJUSTABLE

Luminaires  
spec sheet RC-623

NARROW SPOT | CHAMFERED BEZEL

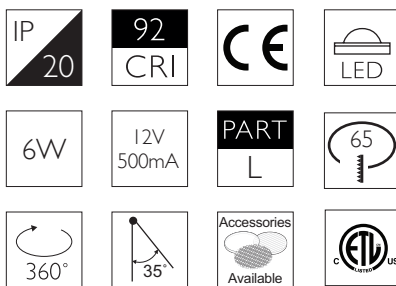


Glare Diagram



Cut Off: 36°

Glare Comfort Cut Off: 80°



## Technical Description

Minimo 11 Adjustable is a compact recessed LED luminaire offering full adjustability with 360° pan and 35° tilt without breaking the ceiling line. Minimo 11 is perfect for use in colour-critical applications with 92CRI delivered from a single source LED module and available in two colour temperatures as standard. Tool-less, site changeable beam angles allow flexibility in varying environments. Machined from aerospace grade 6063-T6 aluminium or brass, Minimo 11 Adjustable features a chamfered bezel with a choice of six finishes and an interchangeable decorative aperture available in three finishes for complete aesthetic integration. Minimo 11 Adjustable delivers a lumen package of 513lm at 6W.

## Mechanical

**Category** Interior use only IP20

**Material** Machined Aluminium | Brass

**Configuration** Chamfered Aperture

**Cutout** ø65mm

**Ceiling Thickness** 3 - 25mm

**Ceiling Void** 20mm above module

**Pan** 360° **Tilt** 35°

**Weight** AL BK WH - 211g | RB PB CH - 240g

## Finishes

**Bezel Finishes** Aluminium | Black | White | Rubbed Bronze | Polished Brass | Chrome | \*

**Aperture Finishes** Black | White | Satin Brass | \*

\* Please enquire as to the availability of non-standard Finishes

## Optical

**System Power** 6W

**Module Output** 513lm\*\*

**Absolute Output** 504lm\*\*

**LOR** 98%

**Glare Cut Off** 36°

**Glare Comfort Cut Off** 80°

\*\* Photometry shown is correct for 3000K module. Please enquire for 2700K module output.

**Colour Temperature** 2700K | 3000K

**CRI** 92 Typ

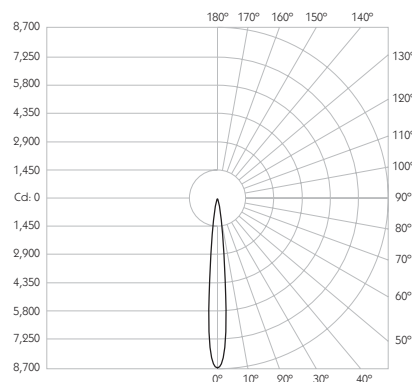
**TM-30** Rf: 90 Rg: 99

**Beam Angle** 11°

**Gear Type** Dimmable Options Available

**Gear Location** Remote

Product Photometry independently tested in accordance with LM-79



Distance	Beam Diameter	Illuminance (lx)
1m	0.19m	8,614 lx
2m	0.39m	2,154 lx
3m	0.58m	957 lx
4m	0.77m	538 lx
5m	0.96m	345 lx

Luminaire Code

RC-623

Bezel Finish

AL	Brushed Aluminium
WH	White
BK	Black
RB	Rubbed Bronze
PB	Polished Brass
CH	Polished Chrome

Aperture Finish

BK	Black
WH	White
SB	Satin Brass

CCT

27	2700K
30	3000K

CRI

92 92 CRI

Beam Angle

11 11° Narrow Spot

RC-623

92

11

PRECISION  
LIGHTING

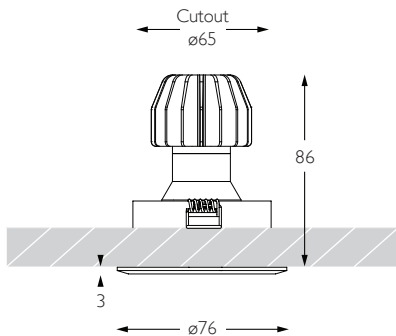
SALES@PRECISIONLIGHTING.CO.UK

WWW.PRECISIONLIGHTING.CO.UK

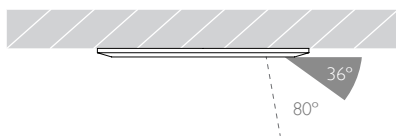
42 RIVERSIDE ROAD  
LONDON SW17 0BA

t. +44 (0) 20 8947 6616  
f. +44 (0) 20 8286 6626

## SPOT | CHAMFERED BEZEL

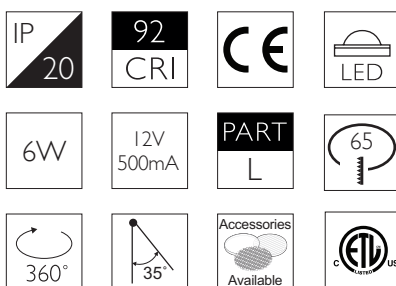


Glare Diagram



Cut Off: 36°

Glare Comfort Cut Off: 80°



### Technical Description

Minimo 11 Adjustable is a compact recessed LED luminaire offering full adjustability with 360° pan and 35° tilt without breaking the ceiling line. Minimo 11 is perfect for use in colour-critical applications with 92CRI delivered from a single source LED module and available in two colour temperatures as standard. Tool-less, site changeable beam angles allow flexibility in varying environments. Machined from aerospace grade 6063-T6 aluminium or brass, Minimo 11 Adjustable features a chamfered bezel with a choice of six finishes and an interchangeable decorative aperture available in three finishes for complete aesthetic integration. Minimo 11 Adjustable delivers a lumen package of 513lm at 6W.

### Mechanical

**Category** Interior use only IP20  
**Material** Machined Aluminium | Brass  
**Configuration** Chamfered Aperture  
**Cutout** ø65mm  
**Ceiling Thickness** 3 - 25mm  
**Ceiling Void** 20mm above module  
**Pan** 360° **Tilt** 35°  
**Weight** AL BK WH - 211g | RB PB CH - 240g

### Finishes

**Bezel Finishes** Aluminium | Black | White | Rubbed Bronze | Polished Brass | Chrome | \*  
**Aperture Finishes** Black | White | Satin Brass | \*

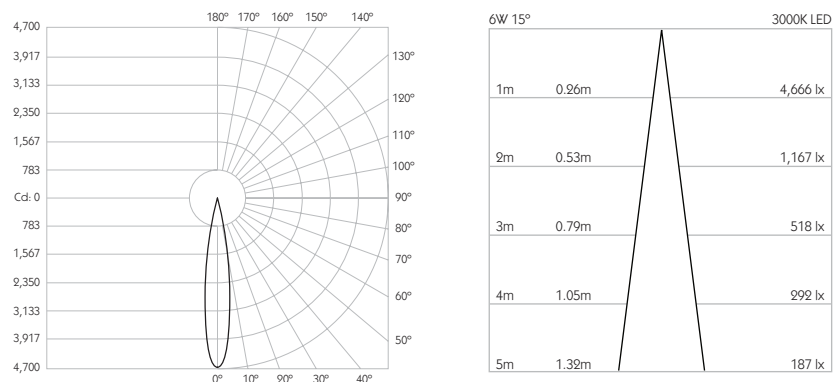
\* Please enquire as to the availability of non-standard Finishes

### Optical

**System Power** 6W  
**Module Output** 513lm\*\*  
**Absolute Output** 506lm\*\*  
**LOR** 99%  
**Glare Cut Off** 36°  
**Glare Comfort Cut Off** 80°  
**Colour Temperature** 2700K | 3000K  
**CRI** 92 Typ  
**TM-30** Rf: 90 Rg: 99  
**Beam Angle** 15°  
**Gear Type** Dimmable Options Available  
**Gear Location** Remote

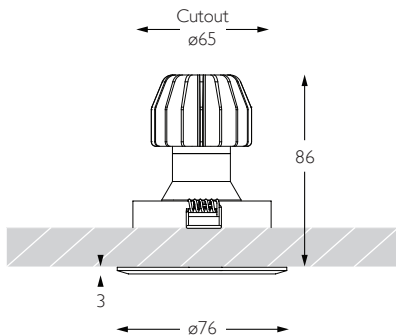
\*\* Photometry shown is correct for 3000K module. Please enquire for 2700K module output.

Product Photometry independently tested in accordance with LM-79



Luminaire Code	Bezel Finish	Aperture Finish	CCT	CRI	Beam Angle
RC-623	<ul style="list-style-type: none"> <li>AL Brushed Aluminium</li> <li>WH White</li> <li>BK Black</li> <li>RB Rubbed Bronze</li> <li>PB Polished Brass</li> <li>CH Polished Chrome</li> </ul>	<ul style="list-style-type: none"> <li>BK Black</li> <li>WH White</li> <li>SB Satin Brass</li> </ul>	<ul style="list-style-type: none"> <li>27 2700K</li> <li>30 3000K</li> </ul>	<ul style="list-style-type: none"> <li>92 92 CRI</li> </ul>	<ul style="list-style-type: none"> <li>15 15° Spot</li> </ul>

## FLOOD | CHAMFERED BEZEL

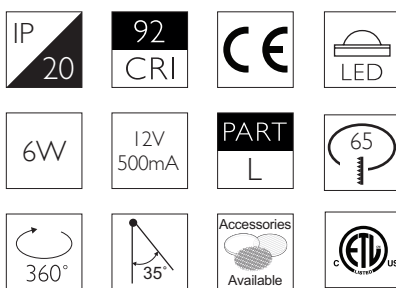


Glare Diagram



Cut Off: 36°

Glare Comfort Cut Off: 80°



### Technical Description

Minimo 11 Adjustable is a compact recessed LED luminaire offering full adjustability with 360° pan and 35° tilt without breaking the ceiling line. Minimo 11 is perfect for use in colour-critical applications with 92CRI delivered from a single source LED module and available in two colour temperatures as standard. Tool-less, site changeable beam angles allow flexibility in varying environments. Machined from aerospace grade 6063-T6 aluminium or brass, Minimo 11 Adjustable features a chamfered bezel with a choice of six finishes and an interchangeable decorative aperture available in three finishes for complete aesthetic integration. Minimo 11 Adjustable delivers a lumen package of 513lm at 6W.

### Mechanical

**Category** Interior use only IP20  
**Material** Machined Aluminium | Brass  
**Configuration** Chamfered Aperture  
**Cutout**  $\varnothing$ 65mm  
**Ceiling Thickness** 3 - 25mm  
**Ceiling Void** 20mm above module  
**Pan** 360° **Tilt** 35°  
**Weight** AL BK WH - 211g | RB PB CH - 240g

### Finishes

**Bezel Finishes** Aluminium | Black | White | Rubbed Bronze | Polished Brass | Chrome | \*  
**Aperture Finishes** Black | White | Satin Brass | \*

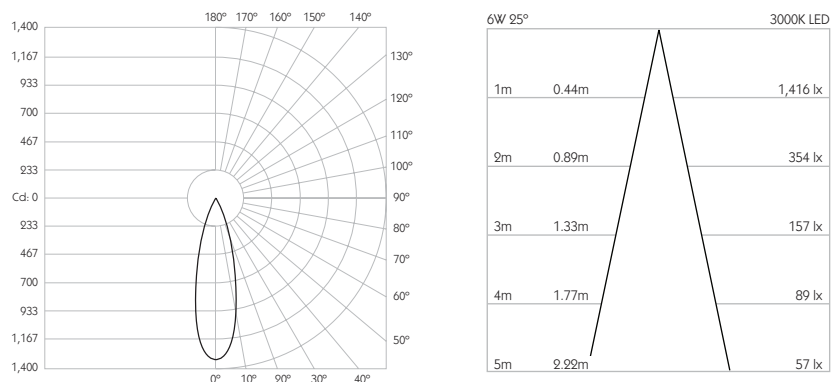
\* Please enquire as to the availability of non-standard Finishes

### Optical

**System Power** 6W  
**Module Output** 513lm\*\*  
**Absolute Output** 439lm\*\*  
**LOR** 86%  
**Glare Cut Off** 36°  
**Glare Comfort Cut Off** 80°  
**Colour Temperature** 2700K | 3000K  
**CRI** 92 Typ  
**TM-30** Rf: 90 Rg: 99  
**Beam Angle** 25°  
**Gear Type** Dimmable Options Available  
**Gear Location** Remote

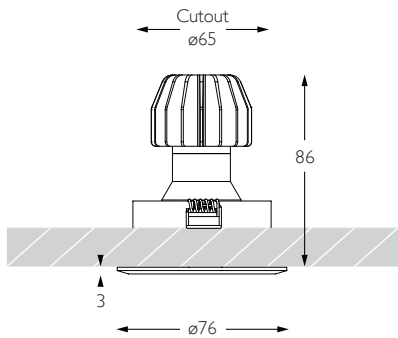
\*\* Photometry shown is correct for 3000K module. Please enquire for 2700K module output.

Product Photometry independently tested in accordance with LM-79

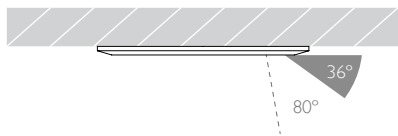


Luminaire Code	Bezel Finish	Aperture Finish	CCT	CRI	Beam Angle																										
RC-623	<table border="1"> <tr><td>AL</td><td>Brushed Aluminium</td></tr> <tr><td>WH</td><td>White</td></tr> <tr><td>BK</td><td>Black</td></tr> <tr><td>RB</td><td>Rubbed Bronze</td></tr> <tr><td>PB</td><td>Polished Brass</td></tr> <tr><td>CH</td><td>Polished Chrome</td></tr> </table>	AL	Brushed Aluminium	WH	White	BK	Black	RB	Rubbed Bronze	PB	Polished Brass	CH	Polished Chrome	<table border="1"> <tr><td>BK</td><td>Black</td></tr> <tr><td>WH</td><td>White</td></tr> <tr><td>SB</td><td>Satin Brass</td></tr> </table>	BK	Black	WH	White	SB	Satin Brass	<table border="1"> <tr><td>27</td><td>2700K</td></tr> <tr><td>30</td><td>3000K</td></tr> </table>	27	2700K	30	3000K	<table border="1"> <tr><td>92</td><td>92 CRI</td></tr> </table>	92	92 CRI	<table border="1"> <tr><td>25</td><td>25° Flood</td></tr> </table>	25	25° Flood
AL	Brushed Aluminium																														
WH	White																														
BK	Black																														
RB	Rubbed Bronze																														
PB	Polished Brass																														
CH	Polished Chrome																														
BK	Black																														
WH	White																														
SB	Satin Brass																														
27	2700K																														
30	3000K																														
92	92 CRI																														
25	25° Flood																														
RC-623	-	-	-	92	25																										

WIDE FLOOD | CHAMFERED BEZEL

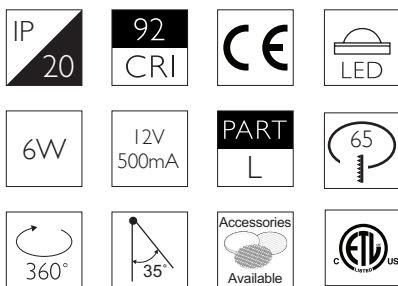


Glare Diagram



Cut Off: 36°

Glare Comfort Cut Off: 80°



## Technical Description

Minimo 11 Adjustable is a compact recessed LED luminaire offering full adjustability with 360° pan and 35° tilt without breaking the ceiling line. Minimo 11 is perfect for use in colour-critical applications with 92CRI delivered from a single source LED module and available in two colour temperatures as standard. Tool-less, site changeable beam angles allow flexibility in varying environments. Machined from aerospace grade 6063-T6 aluminium or brass, Minimo 11 Adjustable features a chamfered bezel with a choice of six finishes and an interchangeable decorative aperture available in three finishes for complete aesthetic integration. Minimo 11 Adjustable delivers a lumen package of 513lm at 6W.

## Mechanical

**Category** Interior use only IP20

**Material** Machined Aluminium | Brass

**Configuration** Chamfered Aperture

**Cutout** ø65mm

**Ceiling Thickness** 3 - 25mm

**Ceiling Void** 20mm above module

**Pan** 360° **Tilt** 35°

**Weight** AL BK WH - 211g | RB PB CH - 240g

## Finishes

**Bezel Finishes** Aluminium | Black | White | Rubbed Bronze | Polished Brass | Chrome | \*

**Aperture Finishes** Black | White | Satin Brass | \*

\* Please enquire as to the availability of non-standard Finishes

## Optical

**System Power** 6W

**Module Output** 513lm\*\*

**Absolute Output** 420lm\*\*

**LOR** 82%

**Glare Cut Off** 36°

**Glare Comfort Cut Off** 80°

\*\* Photometry shown is correct for 3000K module. Please enquire for 2700K module output.

**Colour Temperature** 2700K | 3000K

**CRI** 92 Typ

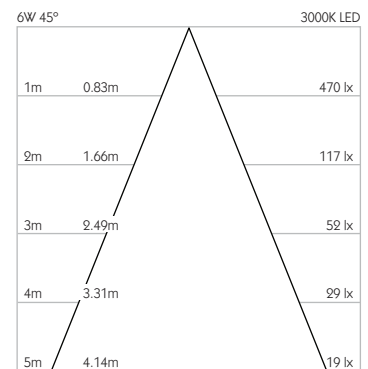
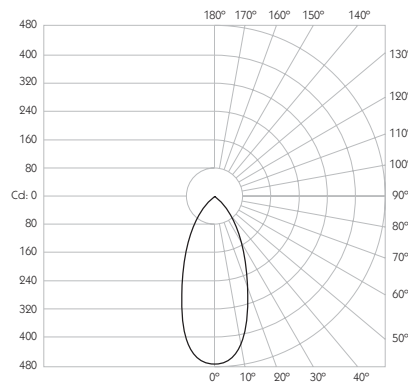
**TM-30** Rf: 90 Rg: 99

**Beam Angle** 45°

**Gear Type** Dimmable Options Available

**Gear Location** Remote

Product Photometry independently tested in accordance with LM-79



Luminaire Code

RC-623

Bezel Finish

AL	Brushed Aluminium
WH	White
BK	Black
RB	Rubbed Bronze
PB	Polished Brass
CH	Polished Chrome

Aperture Finish

BK	Black
WH	White
SB	Satin Brass

CCT

27	2700K
30	3000K

CRI

92

92 CRI

Beam Angle

45

45° Wide Flood

RC-623