



Technical Description

Evo 11 is a single source LED spotlight that comes as standard in white, black and brushed aluminium finishes. It has five site changeable optics for flexible distribution. The ultra narrow spot beam in our 4.9W 405lm module has a peak intensity of 8306cd. The Evo has a 360 degree bearing aided rotation and 180 degree constant torque tilt mechanism, both lockable. The Jack Plug system enables the luminaire to be easily disconnected and reconnected to all of Precision Lighting's systems. The onboard 24V driver ensures overcurrent protection and is not polarity sensitive.

Mechanical

Category Interior use only IP20

Systems Eutrac I Monopoint I LV tracks

Material Machined Aluminium

Weight 176g

Lockable Pan & Tilt

Accessories Snoots I Louvres I Lenses

Finishes

Finishes Brushed Aluminium I Black I White I Rubbed Bronze I Custom*

* Please enquire as to the availability of non-standard Finishes

Optical

System Power 4.9W

Colour Temperature 3000K*

Module Output 405lm*

CRI 92 TYP

Absolute Output 397lm

TM-30 RF: 90 RG: 99

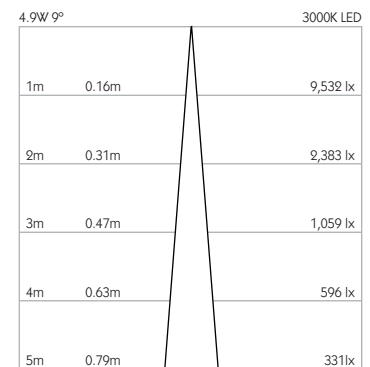
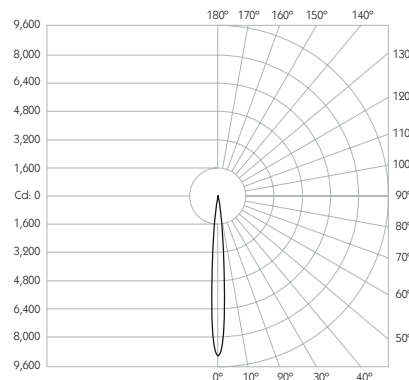
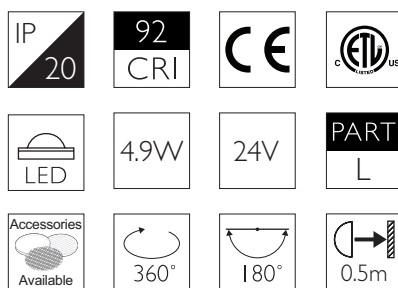
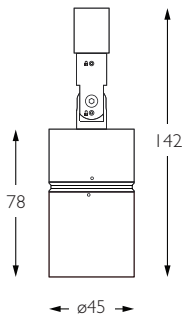
LOR 98

Beam Angle 09°

Gear Type Dimmable available

** Photometry shown is correct for 3000K module. Please enquire for 2700K module output.

Product Photometry independently tested in accordance with LM-79



Finish	Cable	Basis Track	Retrac	Eutrac	Trimless	Flat	Node	Surface
AL	CA4-483-AL-XX9209	BT-483-AL-XX9209	RT-483-AL-XX9209	EUT3-483-AL-XX9209	MPS-483-AL-XX9209	MPX-483-AL-XX9209	MPY-483-AL-XX9209	MPZ-483-AL-XX9209
WH			RT-483-WH-XX9209	EUT3-483-WH-XX9209	MPS-483-WH-XX9209	MPX-483-WH-XX9209	MPY-483-WH-XX9209	MPZ-483-WH-XX9209
BK			RT-483-BK-XX9209	EUT3-483-BK-XX9209	MPS-483-BK-XX9209	MPX-483-BK-XX9209	MPY-483-BK-XX9209	MPZ-483-BK-XX9209
RB *		BT-483-RB-XX9209			MPS-483-RB-XX9209	MPX-483-RB-XX9209	MPY-483-RB-XX9209	MPZ-483-RB-XX9209

For 3000K Substitute XX with 30

For 2700K Substitute XX with 27

*All Brass and Bronze finishes are made to order and subject to MOQ

NARROW SPOT SHORT SNOOT



Technical Description

Evo 11 is a single source LED spotlight that comes as standard in white, black and brushed aluminium finishes. It has five site changeable optics for flexible distribution. The narrow spot beam in our 4.9W 405lm module has a peak intensity of 6381cd. The Evo has a 360 degree bearing aided rotation and 180 degree constant torque tilt mechanism, both lockable. The Jack Plug system enables the luminaire to be easily disconnected and reconnected to all of Precision Lighting's systems. The onboard 24V driver ensures overcurrent protection and is not polarity sensitive.

Mechanical

Category Interior use only IP20

Systems Eutrac I Monopoint I LV tracks

Material Machined Aluminium

Weight 176g

Lockable Pan & Tilt

Accessories Snoots I Louvres I Lenses

Finishes

Finishes Brushed Aluminium I Black I White I Rubbed Bronze I Custom*

* Please enquire as to the availability of non-standard Finishes

Optical

System Power 4.9W

Colour Temperature 3000K*

Module Output 405lm*

CRI 92 TYP

Absolute Output 396lm

TM-30 RF: 90 RG: 99

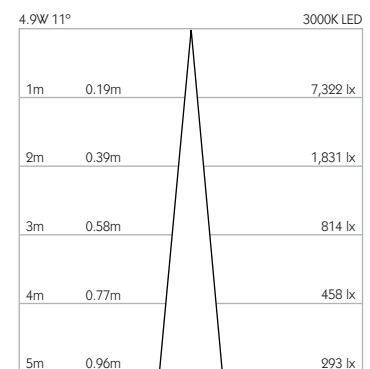
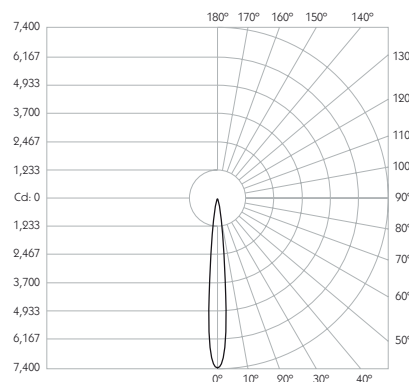
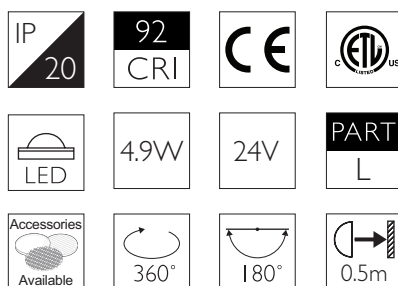
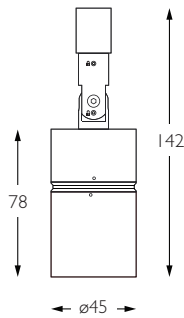
LOR 98

Beam Angle 11°

Gear Type Dimmable available

** Photometry shown is correct for 3000K module. Please enquire for 2700K module output.

Product Photometry independently tested in accordance with LM-79



Finish	Cable	Basis Track	Retrac	Eutrac	Trimless	Flat	Node	Surface
AL	CA4-483-AL-XX9211	BT-483-AL-XX9211	RT-483-AL-XX9211	EUT3-483-AL-XX9211	MPS-483-AL-XX9211	MPX-483-AL-XX9211	MPY-483-AL-XX9211	MPZ-483-AL-XX9211
WH			RT-483-WH-XX9211	EUT3-483-WH-XX9211	MPS-483-WH-XX9211	MPX-483-WH-XX9211	MPY-483-WH-XX9211	MPZ-483-WH-XX9211
BK			RT-483-BK-XX9211	EUT3-483-BK-XX9211	MPS-483-BK-XX9211	MPX-483-BK-XX9211	MPY-483-BK-XX9211	MPZ-483-BK-XX9211
RB *		BT-483-RB-XX9211			MPS-483-RB-XX9211	MPX-483-RB-XX9211	MPY-483-RB-XX9211	MPZ-483-RB-XX9211

For 3000K Substitute XX with 30

For 2700K Substitute XX with 27

*All Brass and Bronze finishes are made to order and subject to MOQ



Technical Description

Evo 11 is a single source LED spotlight that comes as standard in white, black and brushed aluminium finishes. It has five site changeable optics for flexible distribution. The medium beam in our 4.9W 405lm module has a peak intensity of 3456cd. The Evo has a 360 degree bearing aided rotation and 180 degree constant torque tilt mechanism, both lockable. The Jack Plug system enables the luminaire to be easily disconnected and reconnected to all of Precision Lighting's systems. The onboard 24V driver ensures overcurrent protection and is not polarity sensitive.

Mechanical

Category Interior use only IP20

Systems Eutrac I Monopoint I LV tracks

Material Machined Aluminium

Weight 176g

Lockable Pan & Tilt

Accessories Snoots I Louvres I Lenses

Finishes

Finishes Brushed Aluminium I Black I White I Rubbed Bronze I Custom*

* Please enquire as to the availability of non-standard Finishes

Optical

System Power 4.9W

Colour Temperature 3000K*

Module Output 405lm*

CRI 92 TYP

Absolute Output 397lm

TM-30 RF: 90 RG: 99

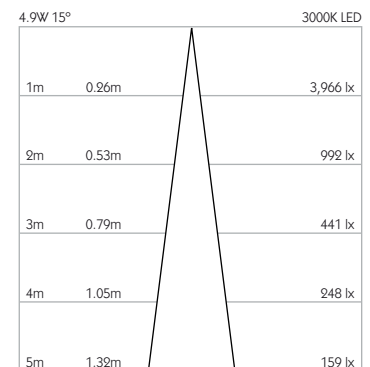
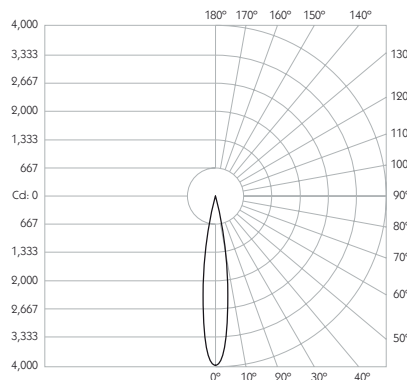
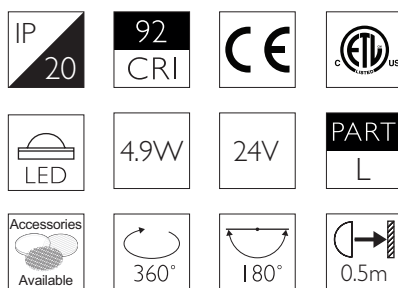
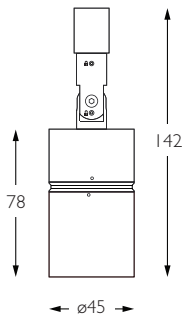
LOR 98

Beam Angle 15°

Gear Type Dimmable available

** Photometry shown is correct for 3000K module. Please enquire for 2700K module output.

Product Photometry independently tested in accordance with LM-79



Finish	Cable	Basis Track	Retrac	Eutrac	Trimless	Flat	Node	Surface
AL	CA4-483-AL-XX9215	BT-483-AL-XX9215	RT-483-AL-XX9215	EUT3-483-AL-XX9215	MPS-483-AL-XX9215	MPX-483-AL-XX9215	MPY-483-AL-XX9215	MPZ-483-AL-XX9215
WH			RT-483-WH-XX9215	EUT3-483-WH-XX9215	MPS-483-WH-XX9215	MPX-483-WH-XX9215	MPY-483-WH-XX9215	MPZ-483-WH-XX9215
BK			RT-483-BK-XX9215	EUT3-483-BK-XX9215	MPS-483-BK-XX9215	MPX-483-BK-XX9215	MPY-483-BK-XX9215	MPZ-483-BK-XX9215
RB *		BT-483-RB-XX9215			MPS-483-RB-XX9215	MPX-483-RB-XX9215	MPY-483-RB-XX9215	MPZ-483-RB-XX9215

For 3000K Substitute XX with 30

For 2700K Substitute XX with 27

*All Brass and Bronze finishes are made to order and subject to MOQ

FLOOD SHORT SNOOT



Technical Description

Evo 11 is a single source LED spotlight that comes as standard in white, black and brushed aluminium finishes. It has five site changeable optics for flexible distribution. The flood beam in our 4.9W 405lm module has a peak intensity of 1048cd. The Evo has a 360 degree bearing aided rotation and 180 degree constant torque tilt mechanism, both lockable. The Jack Plug system enables the luminaire to be easily disconnected and reconnected to all of Precision Lighting's systems. The onboard 24V driver ensures overcurrent protection and is not polarity sensitive.

Mechanical

Category Interior use only IP20

Systems Eutrac I Monopoint I LV tracks

Material Machined Aluminium

Weight 176g

Lockable Pan & Tilt

Accessories Snoots I Louvres I Lenses

Finishes

Finishes Brushed Aluminium I Black I White I Rubbed Bronze I Custom*

* Please enquire as to the availability of non-standard Finishes

Optical

System Power 4.9W

Colour Temperature 3000K*

Module Output 405lm*

CRI 92 TYP

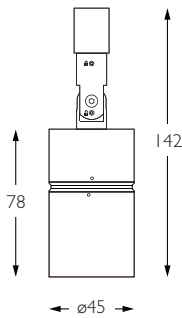
Absolute Output 345lm

TM-30 RF: 90 RG: 99

LOR 85

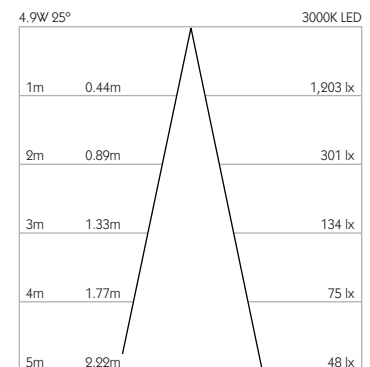
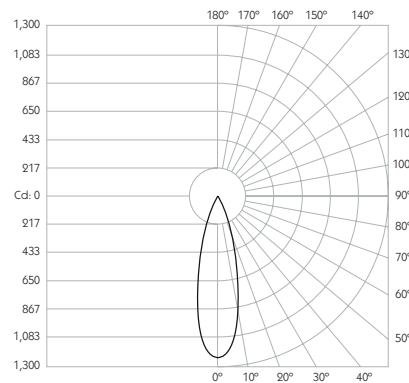
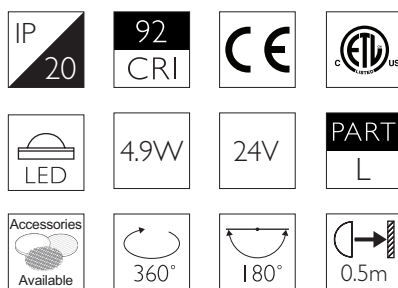
Beam Angle 25°

Gear Type Dimmable available



** Photometry shown is correct for 3000K module. Please enquire for 2700K module output.

Product Photometry independently tested in accordance with LM-79



Finish	Cable	Basis Track	Retrac	Eutrac	Trimless	Flat	Node	Surface
AL	CA4-483-AL-XX9225	BT-483-AL-XX9225	RT-483-AL-XX9225	EUT3-483-AL-XX9225	MPS-483-AL-XX9225	MPX-483-AL-XX9225	MPY-483-AL-XX9225	MPZ-483-AL-XX9225
WH			RT-483-WH-XX9225	EUT3-483-WH-XX9225	MPS-483-WH-XX9225	MPX-483-WH-XX9225	MPY-483-WH-XX9225	MPZ-483-WH-XX9225
BK			RT-483-BK-XX9225	EUT3-483-BK-XX9225	MPS-483-BK-XX9225	MPX-483-BK-XX9225	MPY-483-BK-XX9225	MPZ-483-BK-XX9225
RB *		BT-483-RB-XX9225			MPS-483-RB-XX9225	MPX-483-RB-XX9225	MPY-483-RB-XX9225	MPZ-483-RB-XX9225

For 3000K Substitute XX with 30

For 2700K Substitute XX with 27

*All Brass and Bronze finishes are made to order and subject to MOQ

WIDE FLOOD SHORT SNOOT



Technical Description

Evo 11 is a single source LED spotlight that comes as standard in white, black and brushed aluminium finishes. It has five site changeable optics for flexible distribution. The wide flood beam in our 4.9W 405lm module has a peak intensity of 348cd. The Evo has a 360 degree bearing aided rotation and 180 degree constant torque tilt mechanism, both lockable. The Jack Plug system enables the luminaire to be easily disconnected and reconnected to all of Precision Lighting's systems. The onboard 24V driver ensures overcurrent protection and is not polarity sensitive.

Mechanical

Category Interior use only IP20

Systems Eutrac I Monopoint I LV tracks

Material Machined Aluminium

Weight 176g

Lockable Pan & Tilt

Accessories Snoots I Louvres I Lenses

Finishes

Finishes Brushed Aluminium I Black I White I Rubbed Bronze I Custom*

* Please enquire as to the availability of non-standard Finishes

Optical

System Power 4.9W

Colour Temperature 3000K*

Module Output 405lm*

CRI 92 TYP

Absolute Output 330lm

TM-30 RF: 90 RG: 99

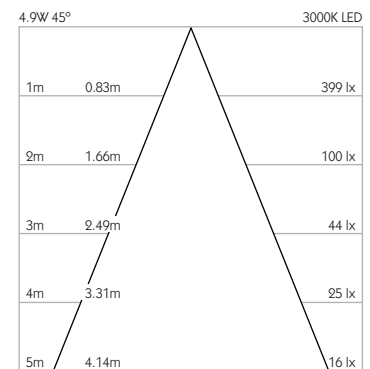
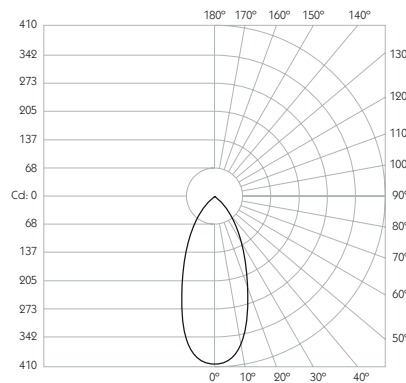
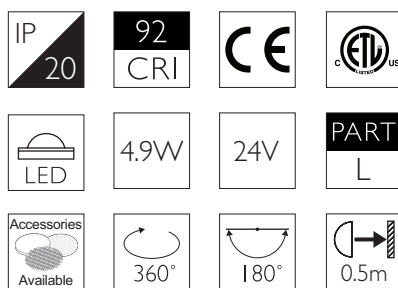
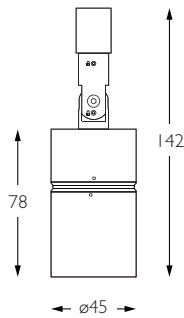
LOR 81

Beam Angle 45°

Gear Type Dimmable available

** Photometry shown is correct for 3000K module. Please enquire for 2700K module output.

Product Photometry independently tested in accordance with LM-79



Finish	Cable	Basis Track	Retrac	Eutrac	Trimless	Flat	Node	Surface
AL	CA4-483-AL-XX9245	BT-483-AL-XX9245	RT-483-AL-XX9245	EUT3-483-AL-XX9245	MPS-483-AL-XX9245	MPX-483-AL-XX9245	MPY-483-AL-XX9245	MPZ-483-AL-XX9245
WH			RT-483-WH-XX9245	EUT3-483-WH-XX9245	MPS-483-WH-XX9245	MPX-483-WH-XX9245	MPY-483-WH-XX9245	MPZ-483-WH-XX9245
BK			RT-483-BK-XX9245	EUT3-483-BK-XX9245	MPS-483-BK-XX9245	MPX-483-BK-XX9245	MPY-483-BK-XX9245	MPZ-483-BK-XX9245
RB *		BT-483-RB-XX9245			MPS-483-RB-XX9245	MPX-483-RB-XX9245	MPY-483-RB-XX9245	MPZ-483-RB-XX9245

For 3000K Substitute XX with 30

For 2700K Substitute XX with 27

*All Brass and Bronze finishes are made to order and subject to MOQ