

DOMINO 4 SURFACE

luminaires
spec sheet TZ-654

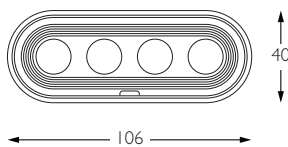
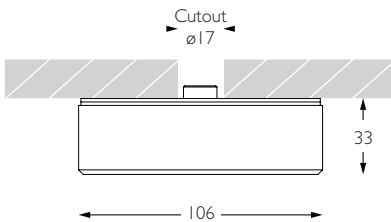
NARROW SPOT



Category Interior use only IP20
Material Machined Aluminium
Finish Brushed Aluminium | Black | White | Custom
Cutout ø17mm
Min. Ceiling Thickness 5mm
Accessories Lenses
System Power 8.8W
Module Output 712lm
Absolute Output 658lm
LOR 93%
Colour Temperature 3000K*
CRI Ra: 95 **TM-30** Rf: 93 Rg: 99
Optics 12°
Gear Type Dimmable options available
Weight 183g

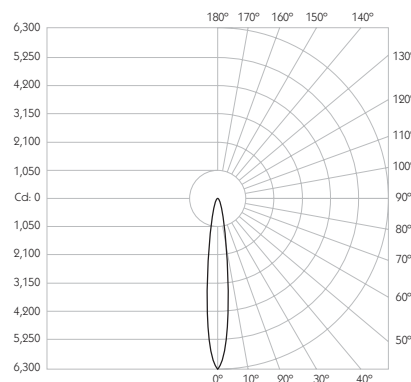


* Please enquire as to the availability of non-standard colour temperatures.



Domino 4 Surface is a low profile, surface-mounted 95CRI architectural luminaire. The minimal aesthetic, common across the Precision portfolio, ensures the luminaire blends into its architectural surroundings. The luminaire comes as standard in white, black and brushed aluminium finishes, with four light sources. Each light source can be configured separately with one of five changeable optics, facilitating a large number of distribution choices. The built-in magnetic accessory holder enables glare control and accommodates accessories up to 2mm thick. Domino 4 Surface is machined from aerospace grade 6063-T6 aluminium, delivering a lumen package of 712lm at 8.8W.

Product Photometry independently tested in accordance with LM-79



Distance (m)	Beam Diameter (m)	Footcandle (lx)
1m	0.21m	6,985 lx
2m	0.42m	1,570 lx
3m	0.63m	700 lx
4m	0.84m	390 lx
5m	1.05m	250 lx

IP 20	LED	95 CRI	700 mA
8.8W	0.5m	CE	PART L
17	Accessories Available	ETL	



TZ-654-AL-309512

TZ-654-BK-309512

TZ-654-WH-309512



PRECISION
LIGHTING

SALES@PRECISIONLIGHTING.CO.UK
WWW.PRECISIONLIGHTING.CO.UK

42 RIVERSIDE ROAD
LONDON SW17 0BA
t. +44 (0) 20 8947 6616
f. +44 (0) 20 8286 6626

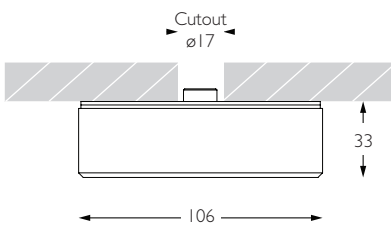
FLOOD



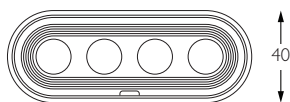
Category Interior use only IP20
Material Machined Aluminium
Finish Brushed Aluminium | Black | White | Custom
Cutout ø17mm
Min. Ceiling Thickness 5mm
Accessories Lenses
System Power 8.8W
Module Output 712lm
Absolute Output 600lm
LOR 84%
Colour Temperature 3000K*
CRI Ra: 95 **TM-30** Rf: 93 Rg: 99
Optics 30°
Gear Type Dimmable options available
Weight 183g



* Please enquire as to the availability of non-standard colour temperatures.



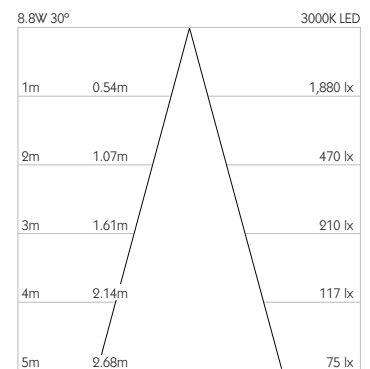
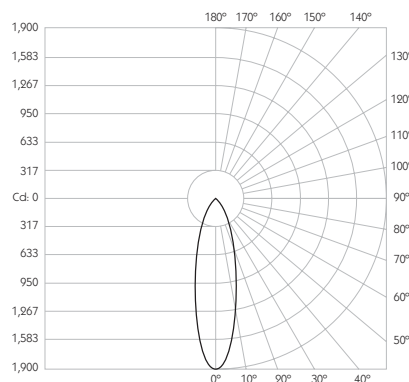
106



106

Domino 4 Surface is a low profile, surface-mounted 95CRI architectural luminaire. The minimal aesthetic, common across the Precision portfolio, ensures the luminaire blends into its architectural surroundings. The luminaire comes as standard in white, black and brushed aluminium finishes, with four light sources. Each light source can be configured separately with one of five changeable optics, facilitating a large number of distribution choices. The built-in magnetic accessory holder enables glare control and accommodates accessories up to 2mm thick. Domino 4 Surface is machined from aerospace grade 6063-T6 aluminium, delivering a lumen package of 712lm at 8.8W.

Product Photometry independently tested in accordance with LM-79



IP 20	LED	95 CRI	700 mA
8.8W	0.5m	CE	PART L
17	Accessories Available	ETL	



Surface

TZ-654-AL-309530

TZ-654-BK-309530

TZ-654-WH-309530



PRECISION
LIGHTING

SALES@PRECISIONLIGHTING.CO.UK
WWW.PRECISIONLIGHTING.CO.UK

42 RIVERSIDE ROAD
LONDON SW17 0BA
t. +44 (0) 20 8947 6616
f. +44 (0) 20 8286 6626

DOMINO 4 SURFACE

luminaires
spec sheet TZ-654

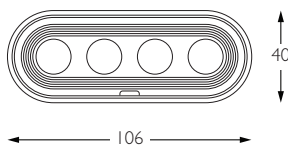
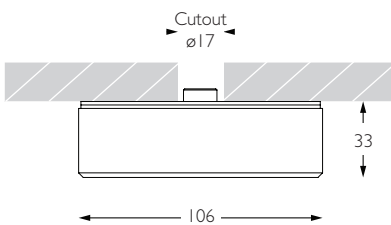
WIDE FLOOD



Category Interior use only IP20
Material Machined Aluminium
Finish Brushed Aluminium | Black | White | Custom
Cutout ø17mm
Min. Ceiling Thickness 5mm
Accessories Lenses
System Power 8.8W
Module Output 712lm
Absolute Output 655lm
LOR 92%
Colour Temperature 3000K*
CRI Ra: 95 TM-30 Rf: 93 Rg: 99
Optics 60°
Gear Type Dimmable options available
Weight 183g

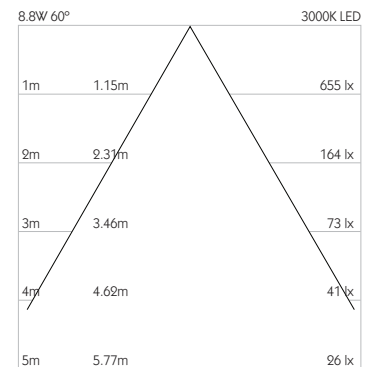
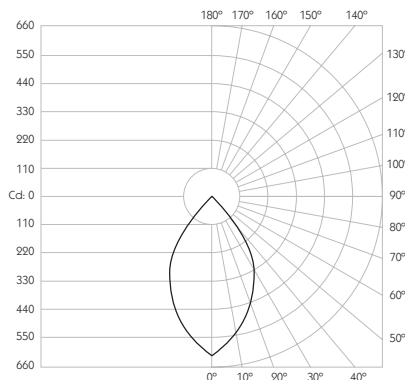


* Please enquire as to the availability of non-standard colour temperatures.



Domino 4 Surface is a low profile, surface-mounted 95CRI architectural luminaire. The minimal aesthetic, common across the Precision portfolio, ensures the luminaire blends into its architectural surroundings. The luminaire comes as standard in white, black and brushed aluminium finishes, with four light sources. Each light source can be configured separately with one of five changeable optics, facilitating a large number of distribution choices. The built-in magnetic accessory holder enables glare control and accommodates accessories up to 2mm thick. Domino 4 Surface is machined from aerospace grade 6063-T6 aluminium, delivering a lumen package of 712lm at 8.8W.

Product Photometry independently tested in accordance with LM-79



IP 20	LED	95 CRI	700 mA
8.8W	0.5m	CE	PART L
17	Accessories Available	ETL US	



Surface

TZ-654-AL-309560

TZ-654-BK-309560

TZ-654-WH-309560



PRECISION
LIGHTING

SALES@PRECISIONLIGHTING.CO.UK
WWW.PRECISIONLIGHTING.CO.UK

42 RIVERSIDE ROAD
LONDON SW17 0BA
t. +44 (0) 20 8947 6616
f. +44 (0) 20 8286 6626

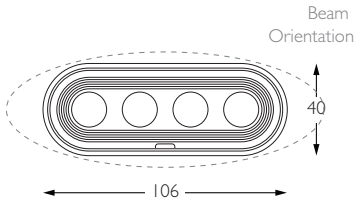
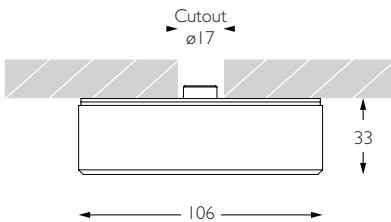
ELLIPSE



Category Interior use only IP20
Material Machined Aluminium
Finish Brushed Aluminium | Black | White | Custom
Cutout $\varnothing 17\text{mm}$
Min. Ceiling Thickness 5mm
Accessories Lenses
System Power 8.8W
Module Output 712lm
Absolute Output 652lm
LOR 92%
Colour Temperature 3000K*
CRI Ra: 95 **TM-30** Rf: 93 Rg: 99
Optics 12X35°
Gear Type Dimmable options available
Weight 183g

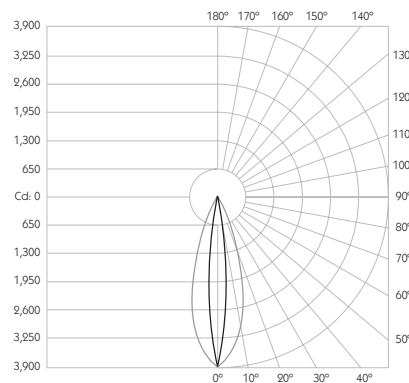


* Please enquire as to the availability of non-standard colour temperatures.




Domino 4 Surface is a low profile, surface-mounted 95CRI architectural luminaire. The minimal aesthetic, common across the Precision portfolio, ensures the luminaire blends into its architectural surroundings. The luminaire comes as standard in white, black and brushed aluminium finishes, with four light sources. Each light source can be configured separately with one of five changeable optics, facilitating a large number of distribution choices. The built-in magnetic accessory holder enables glare control and accommodates accessories up to 2mm thick. Domino 4 Surface is machined from aerospace grade 6063-T6 aluminium, delivering a lumen package of 712lm at 8.8W.

Product Photometry independently tested in accordance with LM-79



Distance (m)	Beam Diameter (m)	Beam Area (m²)	Illuminance (lx)
1m	0.63m x 0.21m		3,894 lx
2m	1.26m x 0.42m		973 lx
3m	1.89m x 0.63m		432 lx
4m	2.52m x 0.84m		243 lx
5m	3.15m x 1.05m		155 lx



Surface

TZ-654-AL-3095E1

TZ-654-BK-3095XE1

TZ-654-WH-3095E1



PRECISION
LIGHTING

SALES@PRECISIONLIGHTING.CO.UK
WWW.PRECISIONLIGHTING.CO.UK

42 RIVERSIDE ROAD
LONDON SW17 0BA
t. +44 (0) 20 8947 6616
f. +44 (0) 20 8286 6626

DOMINO 4 SURFACE

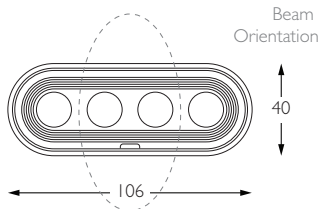
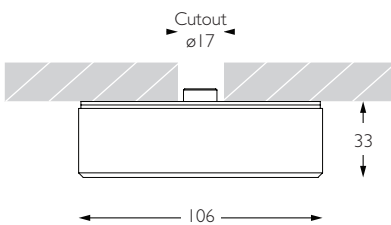
VERTICAL ELLIPSE



Category Interior use only IP20
Material Machined Aluminium
Finish Brushed Aluminium | Black | White | Custom
Cutout ø17mm
Min. Ceiling Thickness 5mm
Accessories Lenses
System Power 8.8W
Module Output 712lm
Absolute Output 652lm
LOR 92%
Colour Temperature 3000K*
CRI Ra: 95 **TM-30** Rf: 93 Rg: 99
Optics 35X12°
Gear Type Dimmable options available
Weight 183g

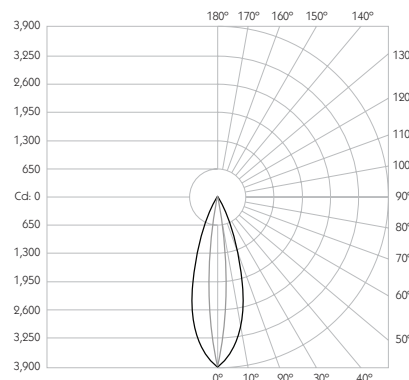


* Please enquire as to the availability of non-standard colour temperatures.

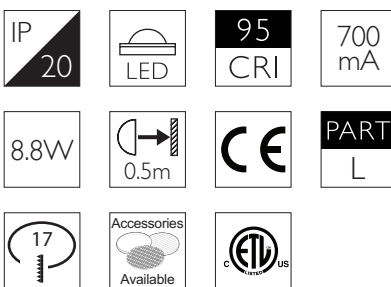


Domino 4 Surface is a low profile, surface-mounted 95CRI architectural luminaire. The minimal aesthetic, common across the Precision portfolio, ensures the luminaire blends into its architectural surroundings. The luminaire comes as standard in white, black and brushed aluminium finishes, with four light sources. Each light source can be configured separately with one of five changeable optics, facilitating a large number of distribution choices. The built-in magnetic accessory holder enables glare control and accommodates accessories up to 2mm thick. Domino 4 Surface is machined from aerospace grade 6063-T6 aluminium, delivering a lumen package of 712lm at 8.8W.

Product Photometry independently tested in accordance with LM-79



Distance (m)	Beam Width (m)	Beam Depth (m)	Illuminance (lx)
1m	0.63m	0.21m	3,894 lx
2m	1.26m	0.42m	973 lx
3m	1.89m	0.63m	432 lx
4m	2.52m	0.84m	243 lx
5m	3.15m	1.05m	155 lx



TZ-654-AL-3095E2

TZ-654-BK-3095E2

TZ-654-WH-3095E2



PRECISION
LIGHTING

SALES@PRECISIONLIGHTING.CO.UK
WWW.PRECISIONLIGHTING.CO.UK

42 RIVERSIDE ROAD
LONDON SW17 0BA
t. +44 (0) 20 8947 6616
f. +44 (0) 20 8286 6626

DOMINO 4 SURFACE

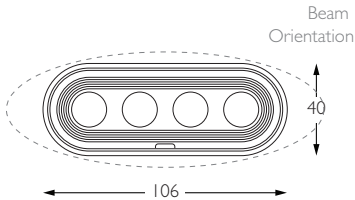
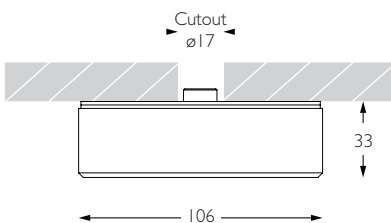
SOFT ELLIPSE



Category Interior use only IP20
Material Machined Aluminium
Finish Brushed Aluminium | Black | White | Custom
Cutout ø17mm
Min. Ceiling Thickness 5mm
Accessories Lenses
System Power 8.8W
Module Output 712lm
Absolute Output 626lm
LOR 88%
Colour Temperature 3000K*
CRI Ra: 95 **TM-30** Rf: 93 Rg: 99
Optics 15X30°
Gear Type Dimmable options available
Weight 183g

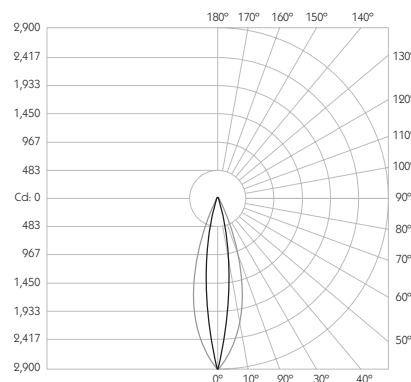


* Please enquire as to the availability of non-standard colour temperatures.

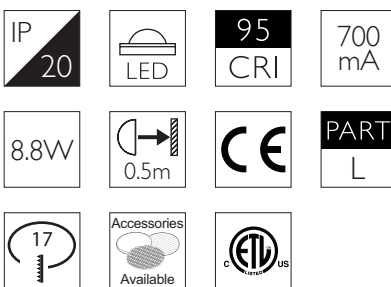


Domino 4 Surface is a low profile, surface-mounted 95CRI architectural luminaire. The minimal aesthetic, common across the Precision portfolio, ensures the luminaire blends into its architectural surroundings. The luminaire comes as standard in white, black and brushed aluminium finishes, with four light sources. Each light source can be configured separately with one of five changeable optics, facilitating a large number of distribution choices. The built-in magnetic accessory holder enables glare control and accommodates accessories up to 2mm thick. Domino 4 Surface is machined from aerospace grade 6063-T6 aluminium, delivering a lumen package of 712lm at 8.8W.

Product Photometry independently tested in accordance with LM-79



Distance (m)	Beam Width (m)	Beam Depth (m)	Footcandle (lx)
1m	0.54m	0.26m	2,887 lx
2m	1.07m	0.53m	721 lx
3m	1.61m	0.79m	320 lx
4m	2.14m	1.05m	180 lx
5m	2.68m	1.32m	115 lx



Surface

TZ-654-AL-3095E3

TZ-654-BK-3095E3

TZ-654-WH-3095E3



PRECISION
LIGHTING

SALES@PRECISIONLIGHTING.CO.UK
WWW.PRECISIONLIGHTING.CO.UK

42 RIVERSIDE ROAD
LONDON SW17 0BA
t. +44 (0) 20 8947 6616
f. +44 (0) 20 8286 6626

DOMINO 4 SURFACE

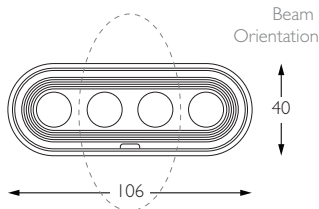
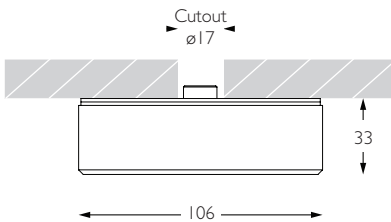
VERTICAL SOFT ELLIPSE



Category Interior use only IP20
Material Machined Aluminium
Finish Brushed Aluminium | Black | White | Custom
Cutout ø17mm
Min. Ceiling Thickness 5mm
Accessories Lenses
System Power 8.8W
Module Output 712lm
Absolute Output 626lm
LOR 88%
Colour Temperature 3000K*
CRI Ra: 95 **TM-30** Rf: 93 Rg: 99
Optics 30X15°
Gear Type Dimmable options available
Weight 183g

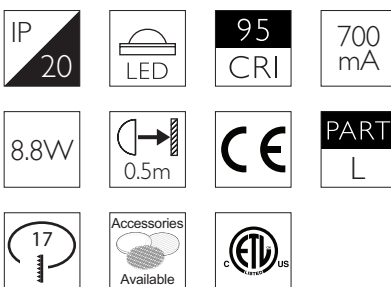
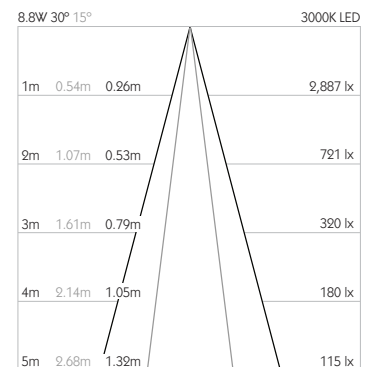
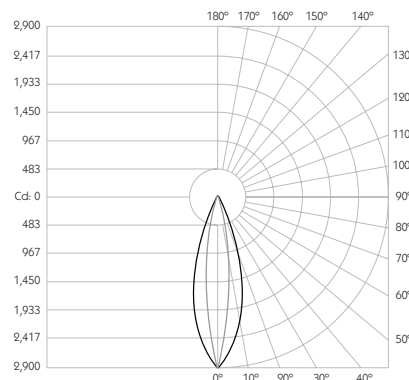


* Please enquire as to the availability of non-standard colour temperatures.



Domino 4 Surface is a low profile, surface-mounted 95CRI architectural luminaire. The minimal aesthetic, common across the Precision portfolio, ensures the luminaire blends into its architectural surroundings. The luminaire comes as standard in white, black and brushed aluminium finishes, with four light sources. Each light source can be configured separately with one of five changeable optics, facilitating a large number of distribution choices. The built-in magnetic accessory holder enables glare control and accommodates accessories up to 2mm thick. Domino 4 Surface is machined from aerospace grade 6063-T6 aluminium, delivering a lumen package of 712lm at 8.8W.

Product Photometry independently tested in accordance with LM-79



TZ-654-AL-3095E4

TZ-654-BK-3095E4

TZ-654-WH-3095E4



PRECISION
LIGHTING

SALES@PRECISIONLIGHTING.CO.UK
WWW.PRECISIONLIGHTING.CO.UK

42 RIVERSIDE ROAD
LONDON SW17 0BA
t. +44 (0) 20 8947 6616
f. +44 (0) 20 8286 6626

DOMINO 4 SURFACE

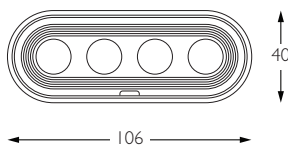
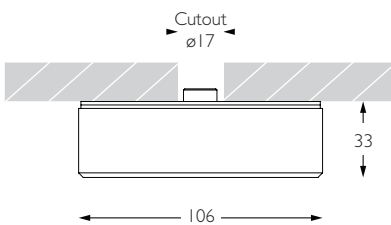
FOCAL SPOT



Category Interior use only IP20
Material Machined Aluminium
Finish Brushed Aluminium | Black | White | Custom
Cutout ø17mm
Min. Ceiling Thickness 5mm
Accessories Lenses
System Power 8.8W
Module Output 712lm
Absolute Output 630lm
LOR 88%
Colour Temperature 3000K*
CRI Ra: 95 **TM-30** Rf: 93 Rg: 99
Optics 12° | 30
Gear Type Dimmable options available
Weight 183g

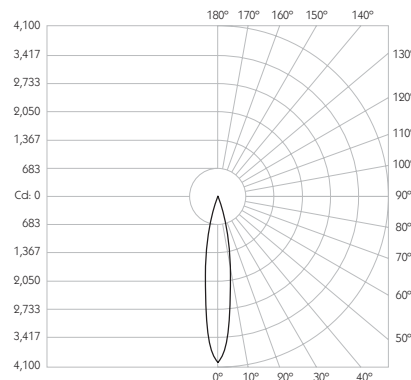


* Please enquire as to the availability of non-standard colour temperatures.



Domino 4 Surface is a low profile, surface-mounted 95CRI architectural luminaire. The minimal aesthetic, common across the Precision portfolio, ensures the luminaire blends into its architectural surroundings. The luminaire comes as standard in white, black and brushed aluminium finishes, with four light sources. Each light source can be configured separately with one of five changeable optics, facilitating a large number of distribution choices. The built-in magnetic accessory holder enables glare control and accommodates accessories up to 2mm thick. Domino 4 Surface is machined from aerospace grade 6063-T6 aluminium, delivering a lumen package of 712lm at 8.8W.

Product Photometry independently tested in accordance with LM-79



Distance (m)	Beam Diameter (m)	Illuminance (lx)
1m	0.30m	4,084 lx
2m	0.60m	1,021 lx
3m	0.90m	453 lx
4m	1.20m	255 lx
5m	1.40m	163 lx

IP 20	LED	95 CRI	700 mA
8.8W	0.5m	CE	PART L
17	Accessories Available	ETL US	



Surface

TZ-654-AL-3095C1

TZ-654-BK-3095XC1

TZ-654-WH-3095XC1



PRECISION
LIGHTING

SALES@PRECISIONLIGHTING.CO.UK
WWW.PRECISIONLIGHTING.CO.UK

42 RIVERSIDE ROAD
LONDON SW17 0BA
t. +44 (0) 20 8947 6616
f. +44 (0) 20 8286 6626

DOMINO 4 SURFACE

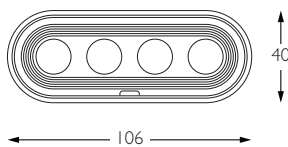
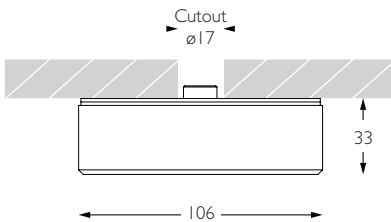
FOCAL FLOOD



Category Interior use only IP20
Material Machined Aluminium
Finish Brushed Aluminium | Black | White | Custom
Cutout ø17mm
Min. Ceiling Thickness 5mm
Accessories Lenses
System Power 8.8W
Module Output 712lm
Absolute Output 657lm
LOR 92%
Colour Temperature 3000K*
CRI Ra: 95 **TM-30** Rf: 93 Rg: 99
Optics 12° | 60°
Gear Type Dimmable options available
Weight 183g

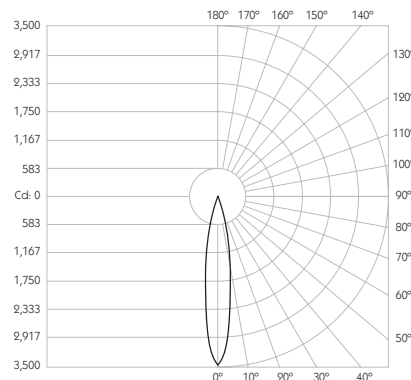


* Please enquire as to the availability of non-standard colour temperatures.



Domino 4 Surface is a low profile, surface-mounted 95CRI architectural luminaire. The minimal aesthetic, common across the Precision portfolio, ensures the luminaire blends into its architectural surroundings. The luminaire comes as standard in white, black and brushed aluminium finishes, with four light sources. Each light source can be configured separately with one of five changeable optics, facilitating a large number of distribution choices. The built-in magnetic accessory holder enables glare control and accommodates accessories up to 2mm thick. Domino 4 Surface is machined from aerospace grade 6063-T6 aluminium, delivering a lumen package of 712lm at 8.8W.

Product Photometry independently tested in accordance with LM-79



Height	Beam Diameter	Footcandle (lx)
1m	0.30m	3,470 lx
2m	0.50m	867 lx
3m	0.80m	385 lx
4m	1.10m	216 lx
5m	1.40m	138 lx

IP 20	LED	95 CRI	700 mA
8.8W	0.5m	CE	PART L
17	Accessories Available	ETL US	



Surface

TZ-654-AL-3095C2

TZ-654-BK-3095C2

TZ-654-WH-3095XC2



PRECISION
LIGHTING

SALES@PRECISIONLIGHTING.CO.UK
WWW.PRECISIONLIGHTING.CO.UK

42 RIVERSIDE ROAD
LONDON SW17 0BA
t. +44 (0) 20 8947 6616
f. +44 (0) 20 8286 6626

DOMINO 4 SURFACE

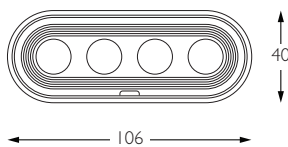
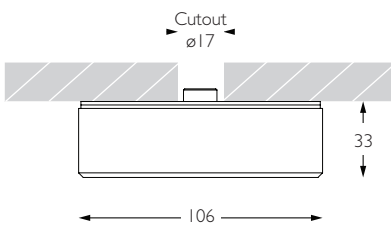
SOFT FOCAL FLOOD



Category Interior use only IP20
Material Machined Aluminium
Finish Brushed Aluminium | Black | White | Custom
Cutout ø17mm
Min. Ceiling Thickness 5mm
Accessories Lenses
System Power 8.8W
Module Output 712lm
Absolute Output 628lm
LOR 88%
Colour Temperature 3000K*
CRI Ra: 95 **TM-30** Rf: 93 Rg: 99
Optics 30° | 60°
Gear Type Dimmable options available
Weight 183g

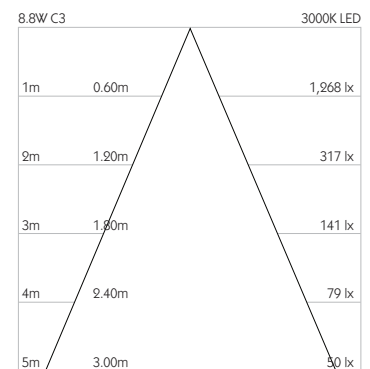
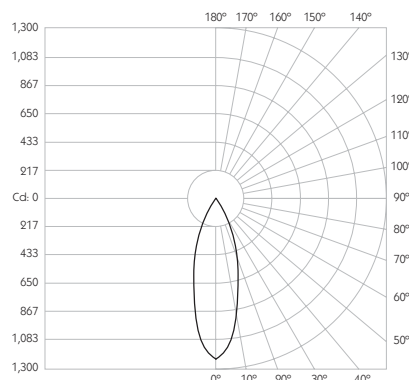


* Please enquire as to the availability of non-standard colour temperatures.



Domino 4 Surface is a low profile, surface-mounted 95CRI architectural luminaire. The minimal aesthetic, common across the Precision portfolio, ensures the luminaire blends into its architectural surroundings. The luminaire comes as standard in white, black and brushed aluminium finishes, with four light sources. Each light source can be configured separately with one of five changeable optics, facilitating a large number of distribution choices. The built-in magnetic accessory holder enables glare control and accommodates accessories up to 2mm thick. Domino 4 Surface is machined from aerospace grade 6063-T6 aluminium, delivering a lumen package of 712lm at 8.8W.

Product Photometry independently tested in accordance with LM-79



IP 20	LED	95 CRI	700 mA
8.8W	0.5m	CE	PART L
17	Accessories Available	ETL US	



TZ-654-AL-3095C3



TZ-654-BK-3095C3

TZ-654-WH-3095C3

PRECISION
LIGHTING

SALES@PRECISIONLIGHTING.CO.UK
WWW.PRECISIONLIGHTING.CO.UK

42 RIVERSIDE ROAD
LONDON SW17 0BA
t. +44 (0) 20 8947 6616
f. +44 (0) 20 8286 6626