



GENERAL SPECIFICATION

Product overview:

Cerchio II™ is a stunning pendant with a floating-effect inner ring. Cerchio II can be used in a multitude of architectural environments, such as atriums, lobbies, stores, offices, schools and places of worship. Available in six sizes from 2ft to 7ft, three different colour temperatures and customizable finish combinations for both inner and outer rings.

Body: Aluminum.

Finish: Powder coated.

Suspension: Stainless steel cables.

Power cable: Silver braided.

Drivers: HPF electronic drivers for 120-277V (EU-240V).

Remote mounting of drivers: Wire Size 18 AWG - Max distance (from canopy to drivers) 9.5', Wire size 16 AWG - Max distance 19.5', Wire size 14 AWG - Max distance 29.5'. Drivers must be accessible after installation.

Remote emergency: Emergency option provides a 1.5 hour (3 hours for EU) emergency lighting facility. The remote system includes the inverter module, NiCad batteries and a remote wall/ceiling LED charge indicator and test switch (NA only) Maximum distance between wall/ceiling plate and luminaire is 4.5m/15'. Test switch fits a single gang box (not supplied).

L70 @25deg C: >50,000 hrs.

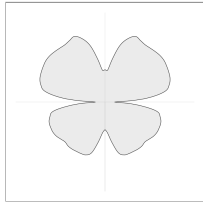
Mechanical: Luminaires mount directly over J box (by others - North America only).

Delivered lumens: Delivered lumens & LPW based on 4000K (min 80 CRI).

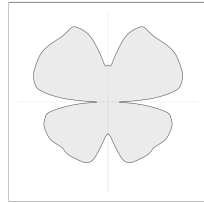
MOUNTING & OPTICS



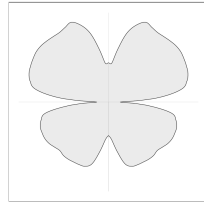
Suspended
Direct/Indirect



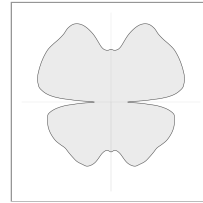
AE1



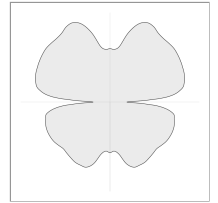
AE2



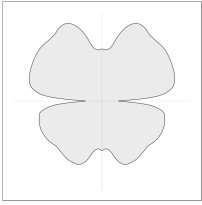
AE3



AE4



AE5



AE6

HOW TO ORDER

A SPECIFY LUMINAIRE

Code:	Diameter (A):	Wattage:	Delivered lms:	LPW:	Suspension Points:
AE1	610mm/24"	48W	4080	85	3
AE2	914mm/36"	77W	6542	85	3
AE3	1219mm/48"	105W	8923	85	3
AE4	1524mm/60"	134W	11522	86	6
AE5	1829mm/72"	159W	13666	86	6
AE6	2134mm/84"	188W	16166	86	6

B SPECIFY CCT

BH2	3000K (min 80 CR)
BH3	3500K (min 80 CR)
BH4	4000K (min 80 CR)

C SPECIFY DIMMING

D1	0-10V Dimming (1.0%)
D2	0-10V Dimming (0.1%)
D4	DALI Dimming (0.1%)
D5	DALI Dimming (1.0%)

D SPECIFY SUSPENSION

P1	Vertical, Remote Driver
P2	Hub, Remote Driver
P3	Vertical, Integral Driver (available up to 1524mm/60" dia.)
P4	Hub, Integral Driver (available up to 1524mm/60" dia.)

E SPECIFY FINISH INNER RING

BF1	White
BF2	Black
BF20	Metallic Silver
BF25	Gold Metallic
BF44	Midnight Blue Metallic - Textured
BF45	Copper Metallic
BF46	Charcoal Metallic - Textured
BF47	Bronze Metallic - Textured
BF52	Champagne Metallic
BF53	Red Metallic - Textured

F SPECIFY FINISH OUTER RING

BG1	White
BG2	Black
BG20	Metallic Silver
BG25	Gold Metallic
BG44	Midnight Blue Metallic - Textured
BG45	Copper Metallic
BG46	Charcoal Metallic - Textured
BG47	Bronze Metallic - Textured
BG52	Champagne Metallic
BG53	Red Metallic - Textured

G SPECIFY LUMEN OUTPUT

L0	100% of standard output
L1	Lumen & wattage reduction to approximately 75% of standard output
L2	Lumen & wattage reduction to approximately 50% of standard output
L3	Lumen & wattage reduction to approximately 25% of standard output

Additional Information

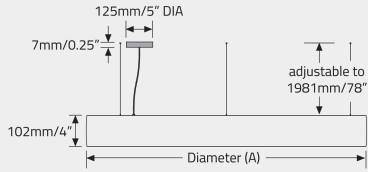
Custom reduction percentages available upon request

EXAMPLE CODE

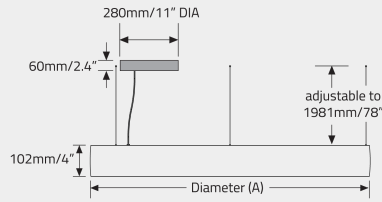
AE2/BH3/D1/P1/BF34/BG1/L0

DIMENSIONAL DIAGRAMS

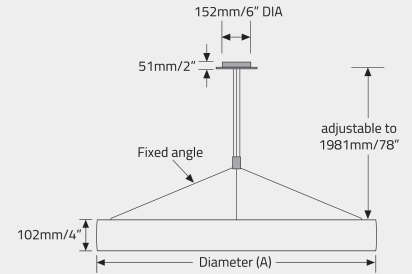
P1 - VERTICAL, REMOTE DRIVER



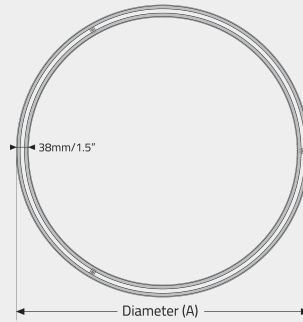
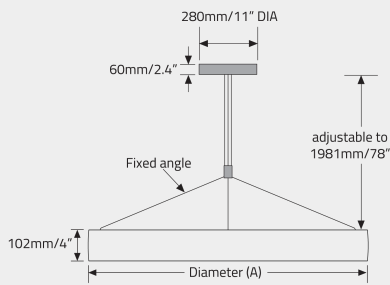
P3 - VERTICAL, INTEGRAL DRIVER



P2 - HUB, REMOTE DRIVER



P4 - HUB, INTEGRAL DRIVER



APPROVALS

