

# THE LUX COMPANY Dela SMF Surface Can LED Downlight with Philips DLM Flex



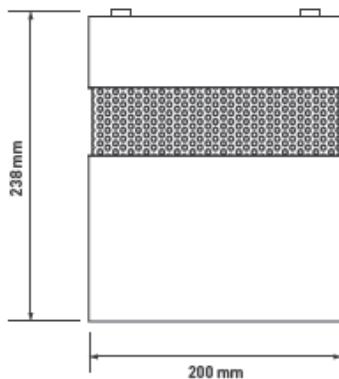
THE  
LUX  
COMPANY

## DESCRIPTION



Surface mounted or pendant luminaire fitted with a multi-faceted reflector and designed for applications with restricted access or no ceiling void. Built around the Philips DLM Flex module and Xitanium driver for optimum performance and long life, it offers a range of lumen outputs, dimming options, a choice of accessories and colour combinations.

## SPECIFICATIONS



Nominal weight	3 kg
Mains voltage	220 - 240 V
Mains frequency	50 - 60 Hz
Ingress protection (front)	IP20
Ingress protection (rear)	IP20
Operating ambient temperature	-25°C to +35°C
Colour consistency - MacAdam Ellipse	3 SDCM
Warranty	5 years
Power factor	>0.9
Colour rendering	R <sub>a</sub> 80
Beam angle	53°

### SURFACE MOUNTED



### PENDANT





## PERFORMANCE DATA

Colour Temp (K)	Luminaire Output (Llm)	Luminaire Power (W)	Luminaire Efficacy (Llm/W)	UGR	Model Ref
3000	1142	15.1	75.8	15.1	SMF1130/XYZ
3000	1901	25.1	75.9	16.9	SMF2030/XYZ
3000	2712	33.9	80.1	18.1	SMF3030/XYZ
3000	3713	48.2	77.1	19.2	SMF5030/XYZ
4000	1249	15.1	82.9	15.4	SMF1140/XYZ
4000	2080	25.2	82.6	17.2	SMF2040/XYZ
4000	2960	34.0	87.1	18.4	SMF3040/XYZ
4000	4054	48.3	84.0	19.5	SMF5040/XYZ

## LIFE

Model Ref	25°C Ambient Temperature		
	L90 / B10	L80 / B10	L70 / B10
SMF1130/XYZ	20,000 h	43,000 h	>60,000 h
SMF1140/XYZ	20,000 h	43,000 h	>60,000 h
SMF2030/XYZ	20,000 h	43,000 h	>60,000 h
SMF2040/XYZ	20,000 h	43,000 h	>60,000 h
SMF3030/XYZ	20,000 h	42,000 h	>60,000 h
SMF3040/XYZ	20,000 h	42,000 h	>60,000 h
SMF5030/XYZ	17,000 h	37,000 h	59,000 h
SMF5040/XYZ	17,000 h	37,000 h	59,000 h

"L VALUE" = % of initial lumens maintained after specified time

"B VALUE" = % of fittings that will have depreciated below the L value after specified time

### EXAMPLE - 50,000 hours L70 / B50

"L70" = 70% of initial lumens maintained after 50,000 hours

"B50" = 50% of fittings will have depreciated below 70% of the initial lumens after 50,000 hours

**OR** 50% of fittings will have maintained 70% of the initial lumens after 50,000 hours



## OPTIONS



**T+DALI**  
Touch dimming / DALI



**/SUS**  
2 m suspension kit in white

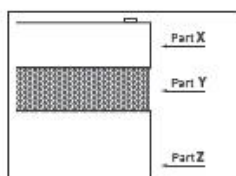


**/SUS**  
2 m suspension kit in grey



**/SUS**  
2 m suspension kit in black

## FINISHES



**MIX OR MATCH**  
Finishes may be mixed or matched as required



**/WWW**  
White finish



**/GGG**  
Grey finish



**/BBB**  
Black finish



**Example: /WGB**  
White, grey, black

## ACCESSORIES (FACTORY FIT ONLY)



**TA310/FROST**  
Frosted vertical halo



**TA310/BLUE**  
Blue vertical halo



**TA340**  
Clear glass



**TA341**  
Centre etched glass



**TA342**  
Fully etched glass




**TA343**  
Clear polycarbonate



**TA344**  
Opal polycarbonate

## PRODUCT VARIATIONS



**Coloured body**  
Specify any RAL colour



**Reflector finish**  
Please speak to Sales



**Plug and socket systems**  
To your specification



**Reduced outputs**  
To your specification



**Product variations**  
Other specifications available on request