



## GENERAL SPECIFICATION

**Body and trim:** Steel and aluminium.

**Finish:** Powder coated.

**Diffusers:** Opal Polycarbonate, supplied in sections.

**Drivers:** Integral, HPF electronic drivers for 120-277V (EU-240V), 0-10V, 1% dimming standard.

**Mechanical:** Luminaires mount directly over J box (by others - North America only).

**Integral Emergency system:** Emergency option provides a 1.5 hour (3 hours for EU) emergency lighting facility. The self contained system includes the inverter module, NiCad batteries, LED charge indicator and test switch (NA only). Integral emergency EU luminaires have a 270mm/10.5" DIA x 48mm/2" height canopy with LED charge indicator. Not available with a 347V supply.

**L70 @25deg C:** > 50,000 hrs.

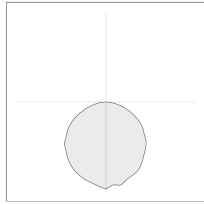
**Delivered Lumens:** Delivered lumens & LPW based on 3000K (min 80 CRI), White LEDs only.

**Approvals:** Damp Location (Indoor use only).

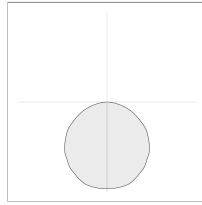
MOUNTINGS & OPTICS



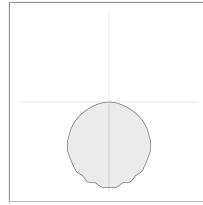
Interior - Ceiling



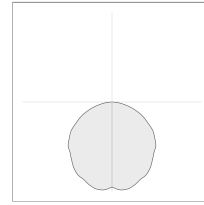
95 6020



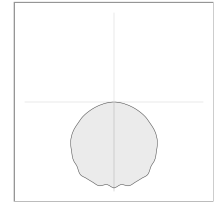
95 6030



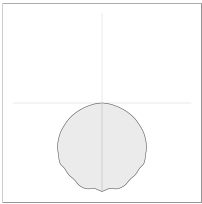
95 6040



95 6050



95 6060



95 6070

## HOW TO ORDER

## A SPECIFY LUMINAIRE

Code:	Diameter (A):	Power (LED):	Delivered lms:	LPW:
95 6020	610mm/24"	65W	6038	93
95 6030	914mm/36"	101W	9438	94
95 6040	1219mm/48"	138W	12644	92
95 6050	1524mm/60"	180W	16622	92
95 6060	1829mm/72"	216W	19959	92
95 6070	2133mm/84"	260W	24331	94

## B SPECIFY CCT/COLOR

30	3000K (min 80 CRI)
35	3500K (min 80 CRI)
40	4000K (min 80 CRI)
RD	Red
GN	Green
BL	Blue

## C SPECIFY FINISH

BL	Black
MS	Metallic Silver
WH	White
Z1	Wood Grain - Light Cherry
Z2	Wood Grain - Dark Walnut

## D SPECIFY LUMEN &amp; WATTAGE REDUCTION

PRO	Lumen & Wattage Reduction to approximately 25% of standard output
PR1	Lumen & Wattage Reduction to approximately 50% of standard output
PR2	Lumen & Wattage Reduction to approximately 75% of standard output

**Additional Information**

*Note: Custom Reduction Percentages Available Upon Request.*

## E SPECIFY DIMMING OPTIONS

D2	0-10V Dimming (0.1%)
DA	DALI Dimming (0.1%)
DL	DALI dimming (1%)
DS	DSI (EU only)
SD	switchDim (EU only)

**Additional Information**

DS & SD options not available in North America

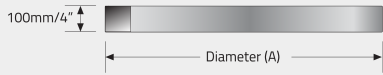
F SPECIFY OPTIONS

**EM** Emergency System - Integral *(not available with 347V)*  
**3** 347V *(not available with EM)*

EXAMPLE SPECIFICATION CODE

956020/35/WH

## DIMENSIONAL DIAGRAMS



## APPROVALS

