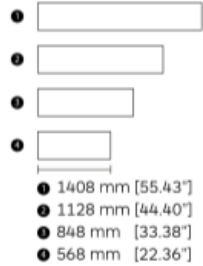
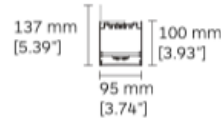




**Gola 95 Wall Initial/End**



**G9WI1128-903000D010**



**DESCRIPTION**

Surface mounted linear luminaire system. Luminaire housing in extruded aluminium and end caps in cast aluminium. Satin white diffuser in extruded UV heat resistant acrylic. End caps are mechanically attached with no exposed fasteners. Available in four width apertures (40-60-95-160mm). Optional Gimbal light head module with tiltable and routable heads for Gola 95 and 160.

**MOUNTING**

Indoor Lighting - System

**OPTIC**

Acrylic opal white diffuser.

**ELECTRICAL / LED DRIVER**

D0 - No Dimming

**LIGHT SOURCE AND PERFORMANCE**

LIGHT SOURCE: LED Built-in with body - Gola LED Module 1128 - LED Module

SDCM:

CCT: 30 - 3000K

CRI: 90

SYSTEM POWER: 53.68

DELIVERED LUMEN: 7920lm

IP: 40

Notes:



**ORDERING CODE**

Follow the steps to specify your fixture final code, example: **RE61MB13-803020DL11**

| PRODUCT CODE | LIGHT SOURCE CODE | - | CRI | CCT        | BEAM ANGLE (BA°) | DRIVER OPTIONS | FINISH     |
|--------------|-------------------|---|-----|------------|------------------|----------------|------------|
| G9WI         | 1128              | - | 90  | 30 - 3000K | 00               | D0             | 10 - Black |

**NOTES:**

We reserve the right to change specifications without prior notification.

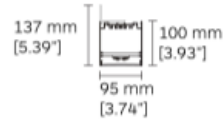
|           |   |        |   |       |   |          |   |     |
|-----------|---|--------|---|-------|---|----------|---|-----|
| HONG KONG | - | LONDON | - | MILAN | - | SHANGHAI | - | USA |
|-----------|---|--------|---|-------|---|----------|---|-----|



## Gola 95 Wall Middle



## G9WB1128-903000D010



- - 
  - 
  -
- 1408 mm [55.43"]  
 ● 1128 mm [44.40"]  
 ● 848 mm [33.38"]  
 ● 568 mm [22.36"]

### DESCRIPTION

Surface mounted linear luminaire system. Luminaire housing in extruded aluminium and end caps in cast aluminium. Satin white diffuser in extruded UV heat resistant acrylic. End caps are mechanically attached with no exposed fasteners. Available in four width apertures (40-60-95-160mm). Optional Gimbal light head module with tiltable and routable heads for Gola 95 and 160.

### MOUNTING

Indoor Lighting - System

### OPTIC

Acrylic opal white diffuser.

### ELECTRICAL / LED DRIVER

D0 - No Dimming

### ORDERING CODE

Follow the steps to specify your fixture final code, example: **RE61MB13-803020DL11**

| PRODUCT CODE | LIGHT SOURCE CODE | - | CRI | CCT        | BEAM ANGLE (BA°) | DRIVER OPTIONS | FINISH     |
|--------------|-------------------|---|-----|------------|------------------|----------------|------------|
| G9WB         | 1128              | - | 90  | 30 - 3000K | 00               | D0             | 10 - Black |

### NOTES:

We reserve the right to change specifications without prior notification.

|           |   |        |   |       |   |          |   |     |
|-----------|---|--------|---|-------|---|----------|---|-----|
| HONG KONG | - | LONDON | - | MILAN | - | SHANGHAI | - | USA |
|-----------|---|--------|---|-------|---|----------|---|-----|

### LIGHT SOURCE AND PERFORMANCE

LIGHT SOURCE: LED Built-in with body - Gola LED Module 1128 - LED Module

SDCM:

CCT: 30 - 3000K

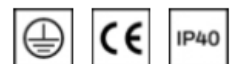
CRI: 90

SYSTEM POWER: 53.68

DELIVERED LUMEN: 7920lm

IP: 40

Notes:

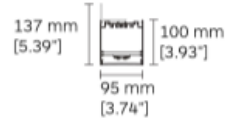




## Gola 95 Wall Stand Alone



## G9WS1128-903000D010



- ①
  - ②
  - ③
  - ④
- 1408 mm [55.43"]
  - 1128 mm [44.40"]
  - 848 mm [33.38"]
  - 568 mm [22.36"]

### DESCRIPTION

Surface mounted linear luminaire system. Luminaire housing in extruded aluminium and end caps in cast aluminium. Satin white diffuser in extruded UV heat resistant acrylic. End caps are mechanically attached with no exposed fasteners. Available in four width apertures (40-60-95-160mm). Optional Gimbal light head module with tiltable and routable heads for Gola 95 and 160.

### MOUNTING

Indoor Lighting - System

### OPTIC

Acrylic opal white diffuser.

### ELECTRICAL / LED DRIVER

D0 - No Dimming

### ORDERING CODE

Follow the steps to specify your fixture final code, example: **RE61MB13-803020DL11**

### LIGHT SOURCE AND PERFORMANCE

LIGHT SOURCE: LED Built-in with body - Gola LED Module 1128 - LED Module

SDCM:

CCT: 30 - 3000K

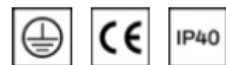
CRI: 90

SYSTEM POWER: 53.68

DELIVERED LUMEN: 7920lm

IP: 40

Notes:



| PRODUCT CODE | LIGHT SOURCE CODE | - | CRI | CCT        | BEAM ANGLE (BA°) | DRIVER OPTIONS | FINISH     |
|--------------|-------------------|---|-----|------------|------------------|----------------|------------|
| G9WS         | 1128              | - | 90  | 30 - 3000K | 00               | D0             | 10 - Black |

### NOTES:

We reserve the right to change specifications without prior notification.

|           |   |        |   |       |   |          |   |     |
|-----------|---|--------|---|-------|---|----------|---|-----|
| HONG KONG | - | LONDON | - | MILAN | - | SHANGHAI | - | USA |
|-----------|---|--------|---|-------|---|----------|---|-----|



Gola 95 Wall Up or Down Initial/End



G9CI1128-903000D010



DESCRIPTION

Surface mounted linear luminaire system. Luminaire housing in extruded aluminium and end caps in cast aluminium. Satin white diffuser in extruded UV heat resistant acrylic. End caps are mechanically attached with no exposed fasteners. Available in four width apertures (40-60-95-160mm). Optional Gimbal light head module with tiltable and routable heads for Gola 95 and 160.

MOUNTING

Indoor Lighting - System

OPTIC

Acrylic opal white diffuser.

ELECTRICAL / LED DRIVER

D0 - No Dimming

LIGHT SOURCE AND PERFORMANCE

LIGHT SOURCE: LED Built-in with body - Gola LED Module 1128 - LED Module

SDCM:

CCT: 30 - 3000K

CRI: 90

SYSTEM POWER: 107.36

DELIVERED LUMEN: 15840lm

IP: 40

Notes:



ORDERING CODE

Follow the steps to specify your fixture final code, example: RE61MB13-803020DL11

| PRODUCT CODE | LIGHT SOURCE CODE | - | CRI | CCT        | BEAM ANGLE (BA°) | DRIVER OPTIONS | FINISH     |
|--------------|-------------------|---|-----|------------|------------------|----------------|------------|
| G9CI         | 1128              | - | 90  | 30 - 3000K | 00               | D0             | 10 - Black |

NOTES:

We reserve the right to change specifications without prior notification.

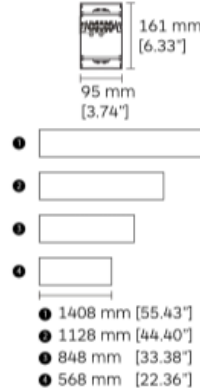
|           |   |        |   |       |   |          |   |     |
|-----------|---|--------|---|-------|---|----------|---|-----|
| HONG KONG | - | LONDON | - | MILAN | - | SHANGHAI | - | USA |
|-----------|---|--------|---|-------|---|----------|---|-----|



Gola 95 Wall Up or Down Middle



G9CB1128-903000D010



DESCRIPTION

Surface mounted linear luminaire system. Luminaire housing in extruded aluminium and end caps in cast aluminium. Satin white diffuser in extruded UV heat resistant acrylic. End caps are mechanically attached with no exposed fasteners. Available in four width apertures (40-60-95-160mm). Optional Gimbal light head module with tiltable and routable heads for Gola 95 and 160.

MOUNTING

Indoor Lighting - System

OPTIC

Acrylic opal white diffuser.

ELECTRICAL / LED DRIVER

D0 - No Dimming

ORDERING CODE

Follow the steps to specify your fixture final code, example: RE61MB13-803020DL11

LIGHT SOURCE AND PERFORMANCE

LIGHT SOURCE: LED Built-in with body - Gola LED Module 1128 - LED Module

SDCM:

CCT: 30 - 3000K

CRI: 90

SYSTEM POWER: 107.36

DELIVERED LUMEN: 15840lm

IP: 40

Notes:



| PRODUCT CODE | LIGHT SOURCE CODE | - | CRI | CCT        | BEAM ANGLE (BA°) | DRIVER OPTIONS | FINISH     |
|--------------|-------------------|---|-----|------------|------------------|----------------|------------|
| G9CB         | 1128              | - | 90  | 30 - 3000K | 00               | D0             | 10 - Black |

NOTES:

We reserve the right to change specifications without prior notification.

|           |   |        |   |       |   |          |   |     |
|-----------|---|--------|---|-------|---|----------|---|-----|
| HONG KONG | - | LONDON | - | MILAN | - | SHANGHAI | - | USA |
|-----------|---|--------|---|-------|---|----------|---|-----|

# THE LUX COMPANY Gola 95 Wall Up or Down Stand Alone

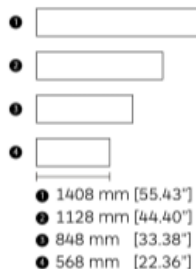


THE  
LUX  
COMPANY

## Gola 95 Wall Up or Down Stand Alone



## G9CS1128-903000D010



### DESCRIPTION

Surface mounted linear luminaire system. Luminaire housing in extruded aluminium and end caps in cast aluminium. Satin white diffuser in extruded UV heat resistant acrylic. End caps are mechanically attached with no exposed fasteners. Available in four width apertures (40-60-95-160mm). Optional Gimbal light head module with tiltable and routable heads for Gola 95 and 160.

### MOUNTING

Indoor Lighting - System

### OPTIC

Acrylic opal white diffuser.

### ELECTRICAL / LED DRIVER

D0 - No Dimming

### LIGHT SOURCE AND PERFORMANCE

LIGHT SOURCE: LED Built-in with body - Gola LED Module 1128 - LED Module

SDCM:

CCT: 30 - 3000K

CRI: 90

SYSTEM POWER: 107.36

DELIVERED LUMEN: 15840lm

IP: 40

Notes:



### ORDERING CODE

Follow the steps to specify your fixture final code, example: **RE61MB13-803020DL11**

| PRODUCT CODE | LIGHT SOURCE CODE | - | CRI | CCT        | BEAM ANGLE (BA°) | DRIVER OPTIONS | FINISH     |
|--------------|-------------------|---|-----|------------|------------------|----------------|------------|
| G9CS         | 1128              | - | 90  | 30 - 3000K | 00               | D0             | 10 - Black |

### NOTES:

We reserve the right to change specifications without prior notification.

|           |   |        |   |       |   |          |   |     |
|-----------|---|--------|---|-------|---|----------|---|-----|
| HONG KONG | - | LONDON | - | MILAN | - | SHANGHAI | - | USA |
|-----------|---|--------|---|-------|---|----------|---|-----|