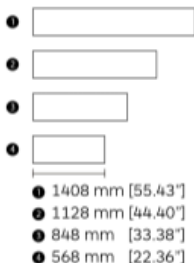
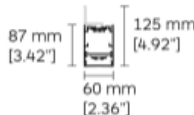




Gola 60 Wall Initial/End



G6W1128-903000D010



DESCRIPTION

Surface mounted linear luminaire system. Luminaire housing in extruded aluminium and end caps in cast aluminium. Satin white diffuser in extruded UV heat resistant acrylic. End caps are mechanically attached with no exposed fasteners. Available in four width apertures (40-60-95-160mm). Optional Gimbal light head module with tiltable and routable heads for Gola 95 and 160.

MOUNTING

Indoor Lighting - System

OPTIC

Acrylic opal white diffuser.

ELECTRICAL / LED DRIVER

D0 - No Dimming

LIGHT SOURCE AND PERFORMANCE

LIGHT SOURCE: LED Built-in with body - Gola LED Module 1128 - LED Module

SDCM:

CCT: 30 - 3000K

CRI: 90

SYSTEM POWER: 26.84

DELIVERED LUMEN: 3960lm

IP: 40

Notes:



ORDERING CODE

Follow the steps to specify your fixture final code, example: **RE61MB13-803020DL11**

PRODUCT CODE	LIGHT SOURCE CODE	-	CRI	CCT	BEAM ANGLE (BA°)	DRIVER OPTIONS	FINISH
G6WI	1128	-	90	30 - 3000K	00	D0	10 - Black

NOTES:

We reserve the right to change specifications without prior notification.

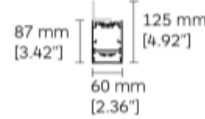
HONG KONG	-	LONDON	-	MILAN	-	SHANGHAI	-	USA
-----------	---	--------	---	-------	---	----------	---	-----



Gola 60 Wall Middle



G6WB1128-903000D010



- ①
 - ②
 - ③
 - ④
- ① 1408 mm [55.43"]
 - ② 1128 mm [44.40"]
 - ③ 848 mm [33.38"]
 - ④ 568 mm [22.36"]

DESCRIPTION

Surface mounted linear luminaire system. Luminaire housing in extruded aluminium and end caps in cast aluminium. Satin white diffuser in extruded UV heat resistant acrylic. End caps are mechanically attached with no exposed fasteners. Available in four width apertures (40-60-95-160mm). Optional Gimbal light head module with tiltable and routable heads for Gola 95 and 160.

MOUNTING

Indoor Lighting - System

OPTIC

Acrylic opal white diffuser.

ELECTRICAL / LED DRIVER

D0 - No Dimming

LIGHT SOURCE AND PERFORMANCE

LIGHT SOURCE: LED Built-in with body - Gola LED Module 1128 - LED Module

SDCM:

CCT: 30 - 3000K

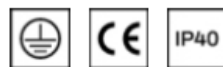
CRI: 90

SYSTEM POWER: 26.84

DELIVERED LUMEN: 3960lm

IP: 40

Notes:



ORDERING CODE

Follow the steps to specify your fixture final code, example: RE61MB13-803020DL11

PRODUCT CODE	LIGHT SOURCE CODE	-	CRI	CCT	BEAM ANGLE (BA°)	DRIVER OPTIONS	FINISH
G6WB	1128	-	90	30 - 3000K	00	D0	10 - Black

NOTES:

We reserve the right to change specifications without prior notification.

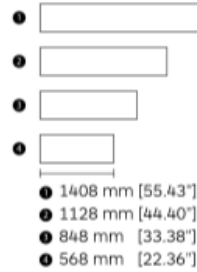
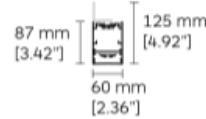
HONG KONG	-	LONDON	-	MILAN	-	SHANGHAI	-	USA
-----------	---	--------	---	-------	---	----------	---	-----



Gola 60 Wall Stand Alone



G6WS1128-903000D010



DESCRIPTION

Surface mounted linear luminaire system. Luminaire housing in extruded aluminium and end caps in cast aluminium. Satin white diffuser in extruded UV heat resistant acrylic. End caps are mechanically attached with no exposed fasteners. Available in four width apertures (40-60-95-160mm). Optional Gimbal light head module with tiltable and routable heads for Gola 95 and 160.

MOUNTING

Indoor Lighting - System

OPTIC

Acrylic opal white diffuser.

ELECTRICAL / LED DRIVER

D0 - No Dimming

ORDERING CODE

Follow the steps to specify your fixture final code, example: **RE61MB13-803020DL11**

LIGHT SOURCE AND PERFORMANCE

LIGHT SOURCE: LED Built-in with body - Gola LED Module 1128 - LED Module

SDCM:

CCT: 30 - 3000K


CRI: 90

SYSTEM POWER: 26.84

DELIVERED LUMEN: 3960lm

IP: 40

Notes:



PRODUCT CODE	LIGHT SOURCE CODE	-	CRI	CCT	BEAM ANGLE (BA°)	DRIVER OPTIONS	FINISH
G6WS	1128	-	90	30 - 3000K	00	D0	10 - Black

NOTES:

We reserve the right to change specifications without prior notification.

HONG KONG	-	LONDON	-	MILAN	-	SHANGHAI	-	USA
-----------	---	--------	---	-------	---	----------	---	-----