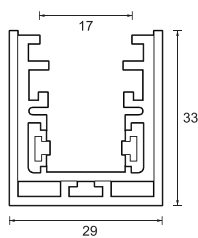




Category Interior use only IP20
Material Extruded Aluminium
Finish Brushed Aluminium | Black [RAL 9005] | White [RAL 9010]
System Jack Plug Connector
LV Rating 300W, 25A at 12V AC
LED Rating 120W 1-10V Dim, 100W DALI/DMX Dim
Standard Length 2m lengths [can be cut on site]
Weight AL | BK | WH - 1.2kg/m



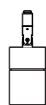
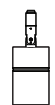
ReTrac is a low voltage lighting system. Rated at 300W, ReTrac is designed to be recessed into the wall or ceiling, providing an extremely versatile system for general or display lighting. The outer extrusion is installed during first fix, with the rest of the system slotting into place after the decoration is complete. The system can also be surface mounted and is available with Precision Lighting's wide range of luminaires. Standard finishes are brushed aluminium, black and white.

The Jack Plug system allows the luminaires to be easily removed for cleaning or relamping. The luminaires click into the Jack Plug socket, the threaded jacket then screws into position to lock the connection in place. Once fixed, the luminaires are free to rotate or alternatively, can be secured in place using two locking pins.



LED Luminaires

LV Luminaires



Evo LED

Oculus

Discus

Pico

Evo

Evo S

Retro

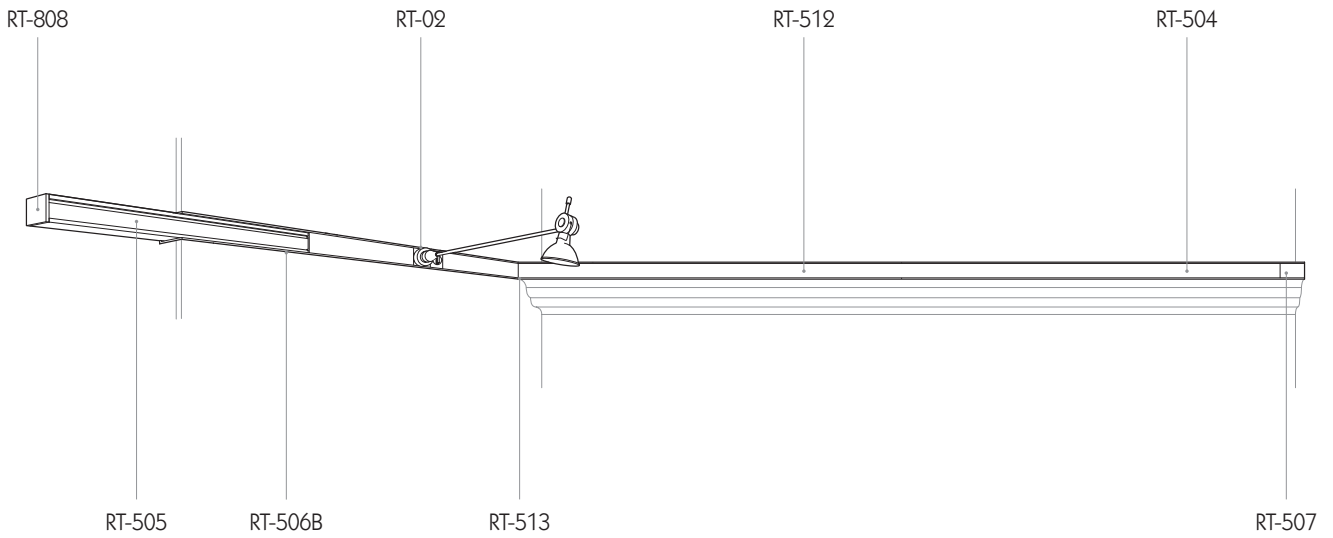
Radar

Rotor

Demilumen

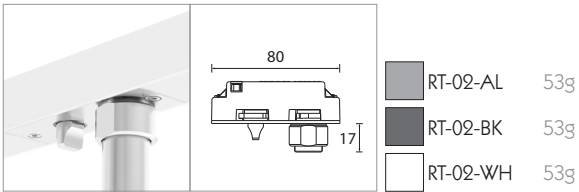
	•	•	•	•	•	•	•	•	•	
	•				•					
	•	•	•	•	•	•	•	•	•	
	•	•	•	•	•	•	•	•	•	

COMPONENTS



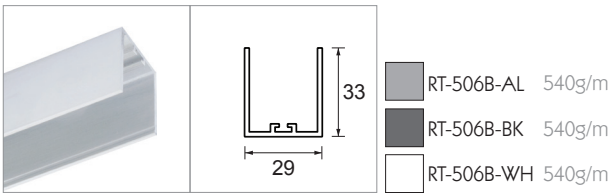
RT Connector

Adaptor for connecting luminaires to the track.



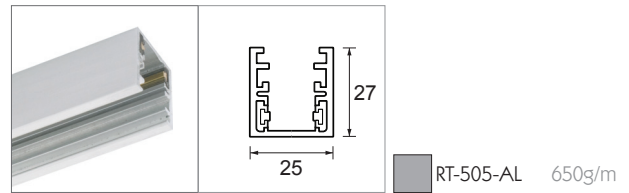
Mounting Channel

For use with recessed or surface systems.



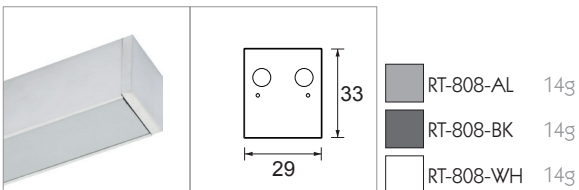
Inner Track

Fits inside Mounting Channel.



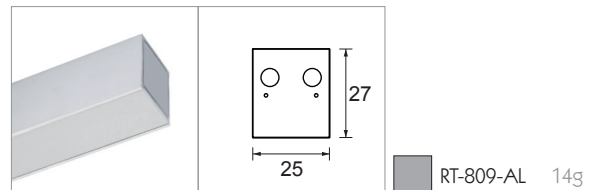
End Cap

Fits onto the end of the track providing a decorative flush end.



Interior End Cap

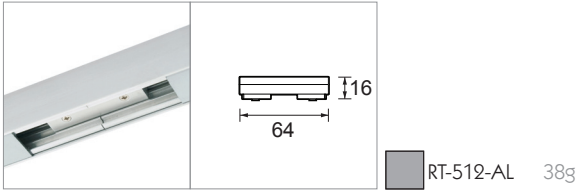
Fits inside the end of track when recessed providing a flush end.



COMPONENTS

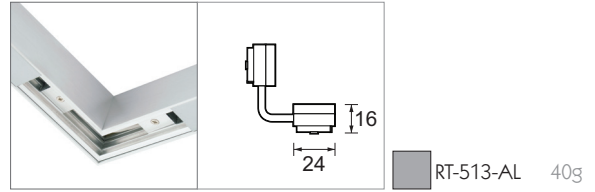
Straight Coupler

Electronically connects two inline track sections.



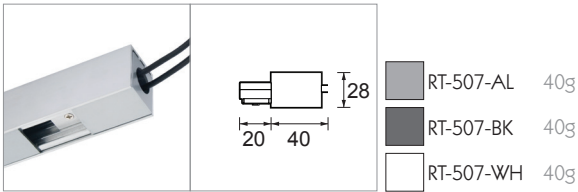
Adjustable Coupler

Electronically connects two corner sections of track.



Power Feed

Feeds power to the inner track*.



*can be fed from the side or through a slot at the rear.

Cover Strip

Fits into the Mounting Channel to provide a decorative finish.

