

CBU-MOD3M

Passive Infra Red (PIR) Occupancy Detector & Photocell Module

Input: 100-230 Vac 50/60Hz

CASAMBI



PLEASE READ THESE INSTRUCTIONS BEFORE INSTALLING THE PRODUCT
NOTE: This product is only compatible to work with CASAMBI enable equipment

This CBU-MOD3M module is designed for building into luminaires or it can be mounted onto a Eurodata plate. Configurable via the free to download Casambi APP on Google Play or Apple APP Store.



INSTALLATION

To be installed by a competent person with reference to BS 7671 or equivalent local standards. If in doubt consult a qualified electrician.

- A mounting bezel is supplied to assist manufacturers to mount the CBU-MOD3M control unit into a luminaire housing.
- The CBU-MOD3M control unit snap fits into the mounting bezel.
- The Power Supply (CBU-PS) for the CBU-MOD3M device should be connected as shown in diagram 2:
L - Live in. N - Neutral in.
- CBU-MOD3M must be connected to the Power Supply (CBU-PS) via the DANLERS telejack communication cable provided.
NOTE: The use of non DANLERS connectors may damage the CBU-MOD3M or CBU-PS and will invalidate the warranty.

OPERATION

To check the operation of the CBU-MOD3M:

- Turn on the supply then after 20 seconds if the sensor has recognised movement of a person within its zone of detection the integral red LED on CBU-MOD3M will stay illuminated for 4 seconds before the red LED turns off.
- Thereafter, every time movement is detected by CBU-MOD3M the integral red LED will stay illuminated for 4 seconds.

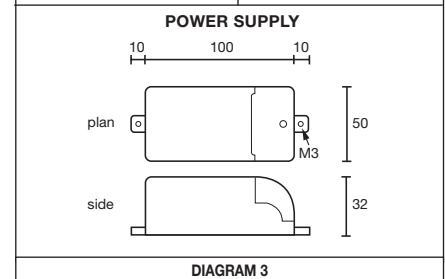
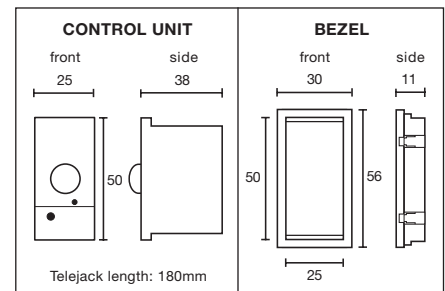
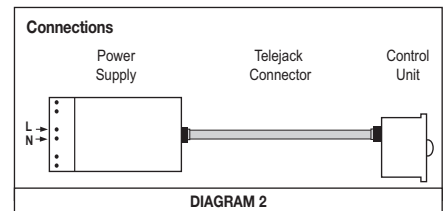
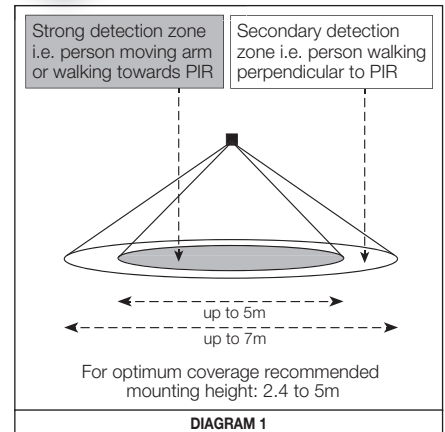
The control also features adjustable time out (time lag) control and daylight threshold control which are configured by the Casambi APP.

PRECAUTIONS

- Do not place the CBU-MOD3M near heat sources, fans or in ventilated ceiling voids.
- Do not place close to, or positioned such that, any light source points directly into the CBU-MOD3M.
- Ensure wires and cables are securely held within the connection terminals.
- The CBU-MOD3M should be protected by a 5 or 6 Ampere mcb or fuse.
- Disconnect the CBU-MOD3M from the circuit before performing insulation testing of the wiring circuit.**

TECHNICAL DETAILS

INPUT	
Voltage:	100 - 230Vac
Frequency:	50/60Hz
Max. mains current:	16mA
Standby current:	12mA
RADIO TRANSCIVER	
Operating frequencies:	2.4... 2,483 GHz
Max. output power:	+4 dBm
LUX PARAMETERS	
Range:	5 - 2000 lux
OPERATING CONDITIONS	
Note: The temperature difference between the detection target and the background must be at least 4 °C.	
Ambient temperature:	-20... +40 °C (out 0.05 A)
Storage temperature:	-25... +75 °C
Max. relative humidity:	0... 80%, non cond.
POWER SUPPLY CONNECTORS	
Terminal block Wire size:	0.5mm ² - 2.5mm ² solid or stranded
Wire strip length:	6-7mm
Tightening torque:	0,4 Nm/4 Kgf.cm
MECHANICAL DATA	
Dimensions:	Control: 25 x 50 x 38mm Bezel: 30 x 56 x 11mm Power Supply: 50 x 120 x 132mm Telejack: 180mm
Weight:	140g (unpacked)
Degree of protection:	IP20
Protection class:	Built-in Class 2
Material (casing)	Flame-retardant polycarbonate
Finish / Colour	Matt /White (RAL 9003)
Protection class:	Built-in Class 2
CONFORMITY AND STANDARDS	
EMC emission:	EN60669-2-1:2004 inc. A12:2010
EMC immunity:	EN60669-2-1:2004 inc. A12:2010
Safety:	EN60669-2-1:2004 inc. A12:2010
Environment:	Complies with WEEE and RoHS directives



5 YEAR WARRANTY

CBU-MOD3M comes with a 5 year warranty from the date of manufacture and is CE marked.



DANLERS Limited, Vincients Road, CHIPPENHAM, Wiltshire, SN14 6NQ, UK.
Telephone: +44 (0)1249 443377 Fax: +44 (0)1249 443388 E-mail: sales@danlers.co.uk
www.danlers.co.uk

Company Registered Number 2570169 VAT Registration Number 543 5491 38

DANLERS