



NEKO / SENSE

Project: Setia Penang International Convention Centre, Malaysia





Function Room
1~4

NEKO / SENSE

Project: MICHAEL KORS, Hongkong



MICHAEL KORS



NEKO / SENSE
LED Downlight System







NEKO / SENSE

Modular Design

- One light engine with various accessories
- Easy to specify
- Easy to manage stock
- Easy to install and adjust
- Easy to change reflector



Adjustable/ Fixed/ Wall Washer




Secondary Reflector






Specular






Chrome Black




White




Matt




Black








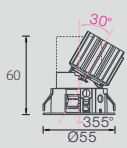
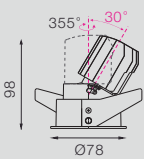
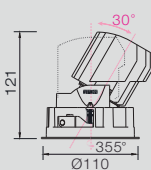
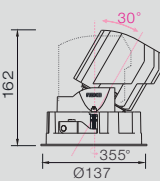
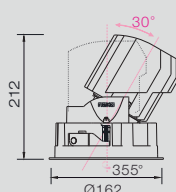






















Gold


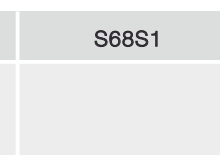

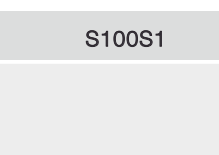

























SENSE

LED DOWNLIGHT SYSTEM

Adjustable

Model No.	S45R1	S68R1	S100R1	S125R1	S150R1
Product Photo					
Dimension (mm)					
Cutout (mm)					
Wattage	4W	8.5W/ 7.5W/ 11W	13W	18W	25W
CCT	2700K/ 3000K/ 4000K	2700K/ 3000K/ 4000K	2700K/ 3000K/ 4000K	2700K/ 3000K/ 4000K	2700K/ 3000K/ 4000K
CRI	>90	>90	>90	>90	>90
Beam Angle	18°/ 24°/ 35°/ 50°	10°/ 24°/ 40°/ 55°	20°/ 40°/ 50°	20°/ 40°/ 50°	20°/ 35°/ 50°
Lumen Output	350lm @CRI90 3000K	800lm @CRI90 3000K	850lm @CRI90 3000K	1300lm @CRI90 3000K	1800lm @CRI90 3000K
IP	IP20				
Dimming	On/ Off, Phase Dim, 0/1-10V Dim, DALI Dim				
Accessory	 honeycomb				
Trimless Version	Not Available				
Reflector Color	 Matt  White  Black	 Specular  Chrome Black  Matt  White  Black  Gold			
Trim Color	Standard: White Available: Black/ Customized				
					

S45S1	S68S1	S100S1	S125S1	S150S1				
								
								
								
4W	8.5W/ 7.5W/ 11W	13W	18W	25W				
2700K/ 3000K/ 4000K	2700K/ 3000K/ 4000K	2700K/ 3000K/ 4000K	2700K/ 3000K/ 4000K	2700K/ 3000K/ 4000K				
>90	>90	>90	>90	>90				
18°/ 24°/ 35°/ 50°	10°/ 24°/ 40°/ 55°	20°/ 40°/ 50°	20°/ 40°/ 50°	20°/ 35°/ 50°				
350lm @CRI90 3000K	800lm @CRI90 3000K	850lm @CRI90 3000K	1300lm @CRI90 3000K	1800lm @CRI90 3000K				
IP20								
On/ Off, Phase Dim, 0/1-10V Dim, DALI Dim								
 honeycomb								
Not Available								
 Matt	 White	 Black	 Specular	 Chrome Black	 Matt	 White	 Black	 Gold
Standard: White Available: Black/ Customized								
								







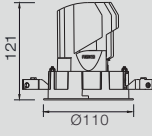
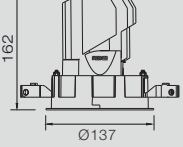
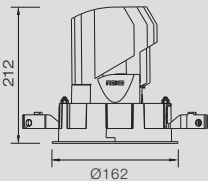
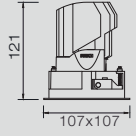
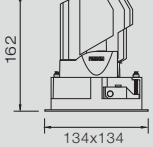
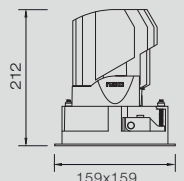






SENSE

LED DOWNLIGHT SYSTEM

Fixed

Model No.	S100R2	S125R2	S150R2	S100S2	S125S2	S150S2
Product Photo						
Dimension (mm)						
Cutout (mm)						
Wattage	13W	18W	25W	13W	18W	25W
CCT	2700K/3000K/4000K	2700K/3000K/4000K	2700K/3000K/4000K	2700K/3000K/4000K	2700K/3000K/4000K	2700K/3000K/4000K
CRI	>90	>90	>90	>90	>90	>90
Beam Angle	28°/35°/50°	28°/40°/50°	28°/32°/50°	28°/35°/50°	28°/40°/50°	28°/32°/50°
Lumen Output	900lm @CRI90 3000K	1400lm @CRI90 3000K	1900lm @CRI90 3000K	900lm @CRI90 3000K	1400lm @CRI90 3000K	1900lm @CRI90 3000K
IP	IP20					
Dimming	On/ Off, Phase Dim, 0/1-10V Dim, DALI Dim					
Accessory						
Trimless Version						
Reflector Color	Specular Chrome Black Matt White Black Gold					
Trim Color	Standard: White Available: Black/ Customized 					

Wall Washer

S100R3	S125R3	S150R3	S100S3	S125S3	S150S3
					
					
					
13W	18W	25W	13W	18W	25W
2700K/ 3000K/ 4000K	2700K/ 3000K/ 4000K	2700K/ 3000K/ 4000K	2700K/ 3000K/ 4000K	2700K/ 3000K/ 4000K	2700K/ 3000K/ 4000K
>90	>90	>90	>90	>90	>90
Wall Washer	Wall Washer	Wall Washer	Wall Washer	Wall Washer	Wall Washer
480lm @CRI90 3000K	680lm @CRI90 3000K	1000lm @CRI90 3000K	480lm @CRI90 3000K	680lm @CRI90 3000K	1000lm @CRI90 3000K

IP20

On/ Off, Phase Dim, 0/1-10V Dim, DALI Dim




Standard: White
Available: Black/ Customized

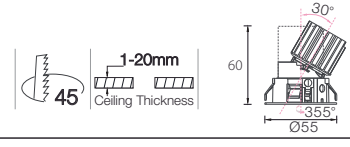





NEKO / SENSE 45 / S45R1

Adjustable LED Downlight



4W | **CRI90**
CRI180 | **2700K**
3000K
4000K | **18°**
24°
35°
50° | **CREE** | **UGR**
50,000h@L80B10 | **< 19** | **IP20** | | **CB** | **CE** | | Intertek



	LED Power	System Power	LED Voltage	LED Current	CRI	CCT	Beam	LED Output	System Output	Code
 Matt Reflector	4 W	6 W	12 V	350 mA	90	2700K	18°	480lm	330lm	SUR1-9271804X-WM
							24°	480lm	330lm	SUR1-9272404X-WM
							35°	480lm	330lm	SUR1-9273504X-WM
							50°	480lm	330lm	SUR1-9275004X-WM
	3000K	18°	500lm	350lm	SUR1-9301804X-WM					
		24°	500lm	350lm	SUR1-9302404X-WM					
		35°	500lm	350lm	SUR1-9303504X-WM					
		50°	500lm	350lm	SUR1-9305004X-WM					
	4000K	18°	550lm	380lm	SUR1-9401804X-WM					
		24°	550lm	380lm	SUR1-9402404X-WM					
		35°	550lm	380lm	SUR1-9403504X-WM					
		50°	550lm	380lm	SUR1-9405004X-WM					
 White Reflector	4 W	6 W	12 V	350 mA	90	2700K	18°	480lm	330lm	SUR1-9271804X-WW
							24°	480lm	330lm	SUR1-9272404X-WW
							35°	480lm	330lm	SUR1-9273504X-WW
							50°	480lm	330lm	SUR1-9275004X-WW
	3000K	18°	500lm	350lm	SUR1-9301804X-WW					
		24°	500lm	350lm	SUR1-9302404X-WW					
		35°	500lm	350lm	SUR1-9303504X-WW					
		50°	500lm	350lm	SUR1-9305004X-WW					
	4000K	18°	550lm	380lm	SUR1-9401804X-WW					
		24°	550lm	380lm	SUR1-9402404X-WW					
		35°	550lm	380lm	SUR1-9403504X-WW					
		50°	550lm	380lm	SUR1-9405004X-WW					
 Black Reflector	4 W	6 W	12 V	350 mA	90	2700K	18°	480lm	330lm	SUR1-9271804X-WB
							24°	480lm	330lm	SUR1-9272404X-WB
							35°	480lm	330lm	SUR1-9273504X-WB
							50°	480lm	330lm	SUR1-9275004X-WB
	3000K	18°	500lm	350lm	SUR1-9301804X-WB					
		24°	500lm	350lm	SUR1-9302404X-WB					
		35°	500lm	350lm	SUR1-9303504X-WB					
		50°	500lm	350lm	SUR1-9305004X-WB					
	4000K	18°	550lm	380lm	SUR1-9401804X-WB					
		24°	550lm	380lm	SUR1-9402404X-WB					
		35°	550lm	380lm	SUR1-9403504X-WB					
		50°	550lm	380lm	SUR1-9405004X-WB					

Code Remark: X=F(ON-OFF) X=P(Phase Dim) X=A(1-10V Dim) X=D(DALI Dim)

Optional accessory



Honeycomb
HCSR45

Code for SUR1-9302404X-WM with Honeycomb
SUR1-9302404X-WM-H

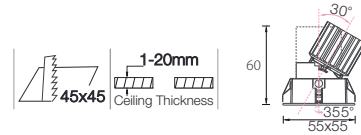
Ultra Tiny






NEKO / SENSE 45 / S45S1
Adjustable LED Downlight



4W CRI90 CRI80 2700K 3000K 4000K 18° 24° 35° 50° CREE 50,000h@L80B10 UGR < 19 IP20 5 YEARS GUARANTEE CB CE ENEC ETL Intertek



	LED Power	System Power	LED Voltage	LED Current	CRI	CCT	Beam	LED Output	System Output	Code	
 Matt Reflector	4 W	6 W	12 V	350 mA	90	2700K	18°	480lm	330lm	SUS1-9271804X-WM	
							24°	480lm	330lm	SUS1-9272404X-WM	
							35°	480lm	330lm	SUS1-9273504X-WM	
							50°	480lm	330lm	SUS1-9275004X-WM	
							3000K	18°	500lm	350lm	SUS1-9301804X-WM
								24°	500lm	350lm	SUS1-9302404X-WM
								35°	500lm	350lm	SUS1-9303504X-WM
								50°	500lm	350lm	SUS1-9305004X-WM
							4000K	18°	550lm	380lm	SUS1-9401804X-WM
								24°	550lm	380lm	SUS1-9402404X-WM
								35°	550lm	380lm	SUS1-9403504X-WM
								50°	550lm	380lm	SUS1-9405004X-WM
 White Reflector	4 W	6 W	12 V	350 mA	90	2700K	18°	480lm	330lm	SUS1-9271804X-WW	
							24°	480lm	330lm	SUS1-9272404X-WW	
							35°	480lm	330lm	SUS1-9273504X-WW	
							50°	480lm	330lm	SUS1-9275004X-WW	
							3000K	18°	500lm	350lm	SUS1-9301804X-WW
								24°	500lm	350lm	SUS1-9302404X-WW
								35°	500lm	350lm	SUS1-9303504X-WW
								50°	500lm	350lm	SUS1-9305004X-WW
							4000K	18°	550lm	380lm	SUS1-9401804X-WW
								24°	550lm	380lm	SUS1-9402404X-WW
								35°	550lm	380lm	SUS1-9403504X-WW
								50°	550lm	380lm	SUS1-9405004X-WW
 Black Reflector	4 W	6 W	12 V	350 mA	90	2700K	18°	480lm	330lm	SUS1-9271804X-WB	
							24°	480lm	330lm	SUS1-9272404X-WB	
							35°	480lm	330lm	SUS1-9273504X-WB	
							50°	480lm	330lm	SUS1-9275004X-WB	
							3000K	18°	500lm	350lm	SUS1-9301804X-WB
								24°	500lm	350lm	SUS1-9302404X-WB
								35°	500lm	350lm	SUS1-9303504X-WB
								50°	500lm	350lm	SUS1-9305004X-WB
							4000K	18°	550lm	380lm	SUS1-9401804X-WB
								24°	550lm	380lm	SUS1-9402404X-WB
								35°	550lm	380lm	SUS1-9403504X-WB
								50°	550lm	380lm	SUS1-9405004X-WB

Code Remark: X=F(ON-OFF) X=P(Phase Dim) X=A(1-10V Dim) X=D(DALI Dim)

Optional accessory



Code for SUS1-9302404X-WM with Honeycomb
SUS1-9302404X-WM-H

Ultra Tiny

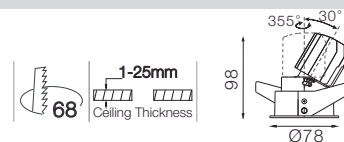


NEKO / SENSE 68 / S68R1

Adjustable LED Downlight



7.5W CRI90 2700K 24°
11W CRI80 3000K 40°
8.5W CRI80 4000K 55°
50,000h@L80B10 UGR < 19 IP20 5 YEARS GUARANTEE CB CE ETL Intertek



Specular Reflector



Matt Reflector



Black Reflector

LED Power	System Power	LED Voltage	LED Current	CRI	CCT	Beam	LED Output	System Output	Code	
7.5 W	9 W	31 V	250 mA	90	3000K	24°	900lm	600lm	STR1-9302408X-WS	
						40°	900lm	600lm	STR1-9304008X-WS	
						55°	900lm	500lm	STR1-9305508X-WS	
						4000K	24°	1000lm	650lm	STR1-9402408X-WS
							40°	1000lm	650lm	STR1-9404008X-WS
							55°	1000lm	550lm	STR1-9405508X-WS
11 W	13 W	31 V	350 mA	90	3000K	24°	1200lm	800lm	STR2-9302411X-WS	
						40°	1200lm	800lm	STR2-9304011X-WS	
						55°	1200lm	650lm	STR2-9305511X-WS	
						4000K	24°	1300lm	850lm	STR2-9402411X-WS
							40°	1300lm	850lm	STR2-9404011X-WS
							55°	1300lm	700lm	STR2-9405511X-WS
7.5 W	9 W	31 V	250 mA	90	3000K	24°	900lm	600lm	STR1-9302408X-WM	
						40°	900lm	600lm	STR1-9304008X-WM	
						55°	900lm	500lm	STR1-9305508X-WM	
						4000K	24°	1000lm	650lm	STR1-9402408X-WM
							40°	1000lm	650lm	STR1-9404008X-WM
							55°	1000lm	550lm	STR1-9405508X-WM
11 W	13 W	31 V	350 mA	90	3000K	24°	1200lm	800lm	STR2-9302411X-WM	
						40°	1200lm	800lm	STR2-9304011X-WM	
						55°	1200lm	650lm	STR2-9305511X-WM	
						4000K	24°	1300lm	850lm	STR2-9402411X-WM
							40°	1300lm	850lm	STR2-9404011X-WM
							55°	1300lm	700lm	STR2-9405511X-WM
7.5 W	9 W	31 V	250 mA	90	3000K	24°	900lm	600lm	STR1-9302408X-WB	
						40°	900lm	600lm	STR1-9304008X-WB	
						55°	900lm	500lm	STR1-9305508X-WB	
						4000K	24°	1000lm	650lm	STR1-9402408X-WB
							40°	1000lm	650lm	STR1-9404008X-WB
							55°	1000lm	550lm	STR1-9405508X-WB
11 W	13 W	31 V	350 mA	90	3000K	24°	1200lm	800lm	STR2-9302411X-WB	
						40°	1200lm	800lm	STR2-9304011X-WB	
						55°	1200lm	650lm	STR2-9305511X-WB	
						4000K	24°	1300lm	850lm	STR2-9402411X-WB
							40°	1300lm	850lm	STR2-9404011X-WB
							55°	1300lm	700lm	STR2-9405511X-WB

Code Remark: X=F(ON-OFF) X=P(Phase Dim) X=A(1-10V Dim) X=D(DALI Dim)

Optional accessory



Code for STR1-9302408X-WM with Honeycomb
STR1-9302408X-WM-H

LED Power	System Power	LED Voltage	LED Current	CRI	CCT	Beam	LED Output	System Output	Code	
7.5 W	9 W	31 V	250 mA	90	3000K	24°	900lm	600lm	STR1-9302408X-WC	
						40°	900lm	600lm	STR1-9304008X-WC	
						55°	900lm	500lm	STR1-9305508X-WC	
						4000K	24°	1000lm	650lm	STR1-9402408X-WC
							40°	1000lm	650lm	STR1-9404008X-WC
							55°	1000lm	550lm	STR1-9405508X-WC
11 W	13 W	31 V	350 mA	90	3000K	24°	1200lm	800lm	STR2-9302411X-WC	
						40°	1200lm	800lm	STR2-9304011X-WC	
						55°	1200lm	650lm	STR2-9305511X-WC	
						4000K	24°	1300lm	850lm	STR2-9402411X-WC
							40°	1300lm	850lm	STR2-9404011X-WC
							55°	1300lm	700lm	STR2-9405511X-WC



7.5 W	9 W	31 V	250 mA	90	3000K	24°	900lm	600lm	STR1-9302408X-WW	
						40°	900lm	600lm	STR1-9304008X-WW	
						55°	900lm	500lm	STR1-9305508X-WW	
						4000K	24°	1000lm	650lm	STR1-9402408X-WW
							40°	1000lm	650lm	STR1-9404008X-WW
							55°	1000lm	550lm	STR1-9405508X-WW
11 W	13 W	31 V	350 mA	90	3000K	24°	1200lm	800lm	STR2-9302411X-WW	
						40°	1200lm	800lm	STR2-9304011X-WW	
						55°	1200lm	650lm	STR2-9305511X-WW	
						4000K	24°	1300lm	850lm	STR2-9402411X-WW
							40°	1300lm	850lm	STR2-9404011X-WW
							55°	1300lm	700lm	STR2-9405511X-WW



7.5 W	9 W	31 V	250 mA	90	3000K	24°	900lm	600lm	STR1-9302408X-WG	
						40°	900lm	600lm	STR1-9304008X-WG	
						55°	900lm	500lm	STR1-9305508X-WG	
						4000K	24°	1000lm	650lm	STR1-9402408X-WG
							40°	1000lm	650lm	STR1-9404008X-WG
							55°	1000lm	550lm	STR1-9405508X-WG
11 W	13 W	31 V	350 mA	90	3000K	24°	1200lm	800lm	STR2-9302411X-WG	
						40°	1200lm	800lm	STR2-9304011X-WG	
						55°	1200lm	650lm	STR2-9305511X-WG	
						4000K	24°	1300lm	850lm	STR2-9402411X-WG
							40°	1300lm	850lm	STR2-9404011X-WG
							55°	1300lm	700lm	STR2-9405511X-WG



8.5 W	10 W	12 V	700 mA	90	3000K	10°	600lm	300lm	STR1-9301009X-WS
					4000K	10°	650lm	380lm	STR1-9401009X-WS

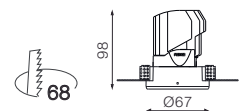


Code Remark: X=F(ON-OFF) X=P(Phase Dim) X=A(1-10V Dim) X=D(DALI Dim)

Trimless Version available




Trimless code for STR1-9302408X-WM → STR3-9302408X-WM
STR2-9302411X-WM → STR4-9302411X-WM

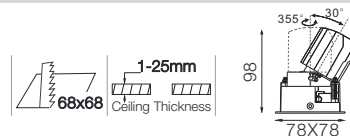





NEKO / SENSE 68 / S68S1

Adjustable LED Downlight



7.5W | **CRI90** | **2700K** | **24°** | **CITIZEN** | **UGR < 19** | **IP20** | **5 YEARS** | **CB** | **CE** | **UL** | **Intertek**
11W | **CRI80** | **3000K** | **40°** | **50,000h@L80B10** | **5** | **UL** | **Intertek**
8.5W | **CRI80** | **4000K** | **55°** | **5** | **UL** | **Intertek**



	LED Power	System Power	LED Voltage	LED Current	CRI	CCT	Beam	LED Output	System Output	Code	
 Specular Reflector	7.5 W	9 W	31 V	250 mA	90	3000K	24°	900lm	600lm	STS1-9302408X-WS	
							40°	900lm	600lm	STS1-9304008X-WS	
							55°	900lm	500lm	STS1-9305508X-WS	
							4000K	24°	1000lm	650lm	STS1-9402408X-WS
								40°	1000lm	650lm	STS1-9404008X-WS
								55°	1000lm	550lm	STS1-9405508X-WS
	11 W	13 W	31 V	350 mA	90	3000K	24°	1200lm	800lm	STS2-9302411X-WS	
							40°	1200lm	800lm	STS2-9304011X-WS	
							55°	1200lm	650lm	STS2-9305511X-WS	
							4000K	24°	1300lm	850lm	STS2-9402411X-WS
								40°	1300lm	850lm	STS2-9404011X-WS
								55°	1300lm	700lm	STS2-9405511X-WS
 Matt Reflector	7.5 W	9 W	31 V	250 mA	90	3000K	24°	900lm	600lm	STS1-9302408X-WM	
							40°	900lm	600lm	STS1-9304008X-WM	
							55°	900lm	500lm	STS1-9305508X-WM	
							4000K	24°	1000lm	650lm	STS1-9402408X-WM
								40°	1000lm	650lm	STS1-9404008X-WM
								55°	1000lm	550lm	STS1-9405508X-WM
	11 W	13 W	31 V	350 mA	90	3000K	24°	1200lm	800lm	STS2-9302411X-WM	
							40°	1200lm	800lm	STS2-9304011X-WM	
							55°	1200lm	650lm	STS2-9305511X-WM	
							4000K	24°	1300lm	850lm	STS2-9402411X-WM
								40°	1300lm	850lm	STS2-9404011X-WM
								55°	1300lm	700lm	STS2-9405511X-WM
 Black Reflector	7.5 W	9 W	31 V	250 mA	90	3000K	24°	900lm	600lm	STS1-9302408X-WB	
							40°	900lm	600lm	STS1-9304008X-WB	
							55°	900lm	500lm	STS1-9305508X-WB	
							4000K	24°	1000lm	650lm	STS1-9402408X-WB
								40°	1000lm	650lm	STS1-9404008X-WB
								55°	1000lm	550lm	STS1-9405508X-WB
	11 W	13 W	31 V	350 mA	90	3000K	24°	1200lm	800lm	STS2-9302411X-WB	
							40°	1200lm	800lm	STS2-9304011X-WB	
							55°	1200lm	650lm	STS2-9305511X-WB	
							4000K	24°	1300lm	850lm	STS2-9402411X-WB
								40°	1300lm	850lm	STS2-9404011X-WB
								55°	1300lm	700lm	STS2-9405511X-WB

Code Remark: X=F(ON-OFF) X=P(Phase Dim) X=A(1-10V Dim) X=D(DALI Dim)

Optional accessory



Honeycomb
HCSR68

Code for STS1-9302408X-WM with Honeycomb
STS1-9302408X-WM-H

LED Power	System Power	LED Voltage	LED Current	CRI	CCT	Beam	LED Output	System Output	Code	
7.5 W	9 W	31 V	250 mA	90	3000K	24°	900lm	600lm	STS1-9302408X-WC	
						40°	900lm	600lm	STS1-9304008X-WC	
						55°	900lm	500lm	STS1-9305508X-WC	
						4000K	24°	1000lm	650lm	STS1-9402408X-WC
							40°	1000lm	650lm	STS1-9404008X-WC
							55°	1000lm	550lm	STS1-9405508X-WC
11 W	13 W	31 V	350 mA	90	3000K	24°	1200lm	800lm	STS2-9302411X-WC	
						40°	1200lm	800lm	STS2-9304011X-WC	
						55°	1200lm	650lm	STS2-9305511X-WC	
						4000K	24°	1300lm	850lm	STS2-9402411X-WC
							40°	1300lm	850lm	STS2-9404011X-WC
							55°	1300lm	700lm	STS2-9405511X-WC



Chrome Black Reflector

7.5 W	9 W	31 V	250 mA	90	3000K	24°	900lm	600lm	STS1-9302408X-WW	
						40°	900lm	600lm	STS1-9304008X-WW	
						55°	900lm	500lm	STS1-9305508X-WW	
						4000K	24°	1000lm	650lm	STS1-9402408X-WW
							40°	1000lm	650lm	STS1-9404008X-WW
							55°	1000lm	550lm	STS1-9405508X-WW
11 W	13 W	31 V	350 mA	90	3000K	24°	1200lm	800lm	STS2-9302411X-WW	
						40°	1200lm	800lm	STS2-9304011X-WW	
						55°	1200lm	650lm	STS2-9305511X-WW	
						4000K	24°	1300lm	850lm	STS2-9402411X-WW
							40°	1300lm	850lm	STS2-9404011X-WW
							55°	1300lm	700lm	STS2-9405511X-WW



White Reflector

7.5 W	9 W	31 V	250 mA	90	3000K	24°	900lm	600lm	STS1-9302408X-WG	
						40°	900lm	600lm	STS1-9304008X-WG	
						55°	900lm	500lm	STS1-9305508X-WG	
						4000K	24°	1000lm	650lm	STS1-9402408X-WG
							40°	1000lm	650lm	STS1-9404008X-WG
							55°	1000lm	550lm	STS1-9405508X-WG
11 W	13 W	31 V	350 mA	90	3000K	24°	1200lm	800lm	STS2-9302411X-WG	
						40°	1200lm	800lm	STS2-9304011X-WG	
						55°	1200lm	650lm	STS2-9305511X-WG	
						4000K	24°	1300lm	850lm	STS2-9402411X-WG
							40°	1300lm	850lm	STS2-9404011X-WG
							55°	1300lm	700lm	STS2-9405511X-WG



Gold Reflector

8.5 W	10 W	12 V	700 mA	90	3000K	10°	600lm	300lm	STS1-9301009X-WS
					4000K	10°	650lm	380lm	STS1-9401009X-WS



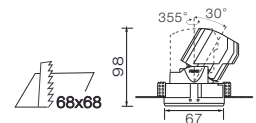
Specular Reflector

Code Remark: X=F(ON-OFF) X=P(Phase Dim) X=A(1-10V Dim) X=D(DALI Dim)

Trimless Version available




Trimless code for STS1-9302408X-WM → STS3-9302408X-WM
STS2-9302411X-WM → STS4-9302411X-WM




NEKO / SENSE

Project: Mist Hot Spring Hotel Xuchang, China

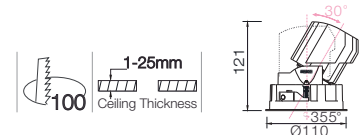







NEKO / SENSE 100 / S100R1
Adjustable LED Downlight



13W CRI90 2700K 20° 40° 50° 3000K 4000K
CITIZEN 50,000h@L80B10 UGR < 19 IP20
 5 YEARS GUARANTEE CB CE C-UL US LISTED
 ETL Intertek



	LED Power	System Power	LED Voltage	LED Current	CRI	CCT	Beam	LED Output	System Output	Code	
 Specular Reflector	13 W	15 W	36 V	350 mA	90	2700K	20°	1200lm	800lm	SSR1-9272013X-WS	
							40°	1200lm	800lm	SSR1-9274013X-WS	
							50°	1200lm	800lm	SSR1-9275013X-WS	
							3000K	20°	1300lm	850lm	SSR1-9302013X-WS
								40°	1300lm	850lm	SSR1-9304013X-WS
								50°	1300lm	850lm	SSR1-9305013X-WS
							4000K	20°	1400lm	950lm	SSR1-9402013X-WS
								40°	1400lm	950lm	SSR1-9404013X-WS
								50°	1400lm	950lm	SSR1-9405013X-WS
	 Matt Reflector	13 W	15 W	36 V	350 mA	90	2700K	20°	1200lm	800lm	SSR1-9272013X-WM
								40°	1200lm	800lm	SSR1-9274013X-WM
								50°	1200lm	800lm	SSR1-9275013X-WM
							3000K	20°	1300lm	850lm	SSR1-9302013X-WM
								40°	1300lm	850lm	SSR1-9304013X-WM
								50°	1300lm	850lm	SSR1-9305013X-WM
							4000K	20°	1400lm	950lm	SSR1-9402013X-WM
								40°	1400lm	950lm	SSR1-9404013X-WM
								50°	1400lm	950lm	SSR1-9405013X-WM
 Black Reflector		13 W	15 W	36 V	350 mA	90	2700K	20°	1200lm	800lm	SSR1-9272013X-WB
								40°	1200lm	800lm	SSR1-9274013X-WB
								50°	1200lm	800lm	SSR1-9275013X-WB
							3000K	20°	1300lm	850lm	SSR1-9302013X-WB
								40°	1300lm	850lm	SSR1-9304013X-WB
								50°	1300lm	850lm	SSR1-9305013X-WB
							4000K	20°	1400lm	950lm	SSR1-9402013X-WB
								40°	1400lm	950lm	SSR1-9404013X-WB
								50°	1400lm	950lm	SSR1-9405013X-WB

Code Remark: X=F(ON-OFF) X=P(Phase Dim) X=A(1-10V Dim) X=D(DALI Dim)

Optional accessory



Code for SSR1-9304013X-WM with Honeycomb
 SSR1-9304013X-WM-H

LED	Power	System Power	LED Voltage	LED Current	CRI	CCT	Beam	LED Output	System Output	Code
13 W	15 W	36 V	350 mA	90	2700K	20°	1200lm	800lm	SSR1-9272013X-WC	
							1200lm	800lm	SSR1-9274013X-WC	
							1200lm	800lm	SSR1-9275013X-WC	
						3000K	1300lm	850lm	SSR1-9302013X-WC	
							1300lm	850lm	SSR1-9304013X-WC	
							1300lm	850lm	SSR1-9305013X-WC	
						4000K	1400lm	950lm	SSR1-9402013X-WC	
							1400lm	950lm	SSR1-9404013X-WC	
							1400lm	950lm	SSR1-9405013X-WC	




Chrome Black Reflector

13 W	15 W	36 V	350 mA	90	2700K	20°	1200lm	800lm	SSR1-9272013X-WW
							1200lm	800lm	SSR1-9274013X-WW
							1200lm	800lm	SSR1-9275013X-WW
						3000K	1300lm	850lm	SSR1-9302013X-WW
							1300lm	850lm	SSR1-9304013X-WW
							1300lm	850lm	SSR1-9305013X-WW
						4000K	1400lm	950lm	SSR1-9402013X-WW
							1400lm	950lm	SSR1-9404013X-WW
							1400lm	950lm	SSR1-9405013X-WW



White Reflector

13 W	15 W	36 V	350 mA	90	2700K	20°	1200lm	800lm	SSR1-9272013X-WG
							1200lm	800lm	SSR1-9274013X-WG
							1200lm	800lm	SSR1-9275013X-WG
						3000K	1300lm	850lm	SSR1-9302013X-WG
							1300lm	850lm	SSR1-9304013X-WG
							1300lm	850lm	SSR1-9305013X-WG
						4000K	1400lm	950lm	SSR1-9402013X-WG
							1400lm	950lm	SSR1-9404013X-WG
							1400lm	950lm	SSR1-9405013X-WG



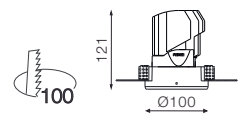
Gold Reflector

Code Remark: X=F(ON-OFF) X=P(Phase Dim) X=A(1-10V Dim) X=D(DALI Dim)


Trimless Version available



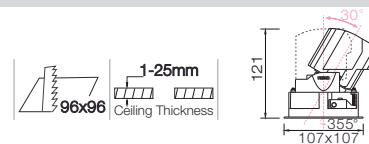
Trimless code for SSR1-9304013X-WM → SSR4-9304013X-WM






NEKO / SENSE 100 / S100S1
Adjustable LED Downlight



13W CRI90 2700K 20° 40° 50° CITIZEN 50,000h@L80B10 UGR < 19 IP20 5 YEARS GUARANTEE CB CE C-UL US LISTED ETL Intertek



	LED Power	System Power	LED Voltage	LED Current	CRI	CCT	Beam	LED Output	System Output	Code							
 Specular Reflector	13 W	15 W	36 V	350 mA	90	2700K	20°	1200lm	800lm	SSS1-9272013X-WS							
							40°	1200lm	800lm	SSS1-9274013X-WS							
							50°	1200lm	800lm	SSS1-9275013X-WS							
							3000K	20°	1300lm	850lm	SSS1-9302013X-WS						
								40°	1300lm	850lm	SSS1-9304013X-WS						
								50°	1300lm	850lm	SSS1-9305013X-WS						
							4000K	20°	1400lm	950lm	SSS1-9402013X-WS						
								40°	1400lm	950lm	SSS1-9404013X-WS						
								50°	1400lm	950lm	SSS1-9405013X-WS						
							 Matt Reflector	13 W	15 W	36 V	350 mA	90	2700K	20°	1200lm	800lm	SSS1-9272013X-WM
														40°	1200lm	800lm	SSS1-9274013X-WM
														50°	1200lm	800lm	SSS1-9275013X-WM
3000K	20°	1300lm	850lm	SSS1-9302013X-WM													
	40°	1300lm	850lm	SSS1-9304013X-WM													
	50°	1300lm	850lm	SSS1-9305013X-WM													
4000K	20°	1400lm	950lm	SSS1-9402013X-WM													
	40°	1400lm	950lm	SSS1-9404013X-WM													
	50°	1400lm	950lm	SSS1-9405013X-WM													
 Black Reflector	13 W	15 W	36 V	350 mA	90	2700K								20°	1200lm	800lm	SSS1-9272013X-WB
														40°	1200lm	800lm	SSS1-9274013X-WB
														50°	1200lm	800lm	SSS1-9275013X-WB
							3000K	20°	1300lm	850lm	SSS1-9302013X-WB						
								40°	1300lm	850lm	SSS1-9304013X-WB						
								50°	1300lm	850lm	SSS1-9305013X-WB						
							4000K	20°	1400lm	950lm	SSS1-9402013X-WB						
								40°	1400lm	950lm	SSS1-9404013X-WB						
								50°	1400lm	950lm	SSS1-9405013X-WB						


Code Remark: X=F(ON-OFF) X=P(Phase Dim) X=A(1-10V Dim) X=D(DALI Dim)

Optional accessory



Code for SSS1-9304013X-WM with Honeycomb
SSS1-9304013X-WM-H

LED Power	System Power	LED Voltage	LED Current	CRI	CCT	Beam	LED Output	System Output	Code	
13 W	15 W	36 V	350 mA	90	2700K	20°	1200lm	800lm	SSS1-9272013X-WC	
						40°	1200lm	800lm	SSS1-9274013X-WC	
						50°	1200lm	800lm	SSS1-9275013X-WC	
						3000K	20°	1300lm	850lm	SSS1-9302013X-WC
							40°	1300lm	850lm	SSS1-9304013X-WC
							50°	1300lm	850lm	SSS1-9305013X-WC
						4000K	20°	1400lm	950lm	SSS1-9402013X-WC
							40°	1400lm	950lm	SSS1-9404013X-WC
							50°	1400lm	950lm	SSS1-9405013X-WC



Chrome Black Reflector

13 W	15 W	36 V	350 mA	90	2700K	20°	1200lm	800lm	SSS1-9272013X-WW	
						40°	1200lm	800lm	SSS1-9274013X-WW	
						50°	1200lm	800lm	SSS1-9275013X-WW	
						3000K	20°	1300lm	850lm	SSS1-9302013X-WW
							40°	1300lm	850lm	SSS1-9304013X-WW
							50°	1300lm	850lm	SSS1-9305013X-WW
						4000K	20°	1400lm	950lm	SSS1-9402013X-WW
							40°	1400lm	950lm	SSS1-9404013X-WW
							50°	1400lm	950lm	SSS1-9405013X-WW



White Reflector


13 W	15 W	36 V	350 mA	90	2700K	20°	1200lm	800lm	SSS1-9272013X-WG	
						40°	1200lm	800lm	SSS1-9274013X-WG	
						50°	1200lm	800lm	SSS1-9275013X-WG	
						3000K	20°	1300lm	850lm	SSS1-9302013X-WG
							40°	1300lm	850lm	SSS1-9304013X-WG
							50°	1300lm	850lm	SSS1-9305013X-WG
						4000K	20°	1400lm	950lm	SSS1-9402013X-WG
							40°	1400lm	950lm	SSS1-9404013X-WG
							50°	1400lm	950lm	SSS1-9405013X-WG



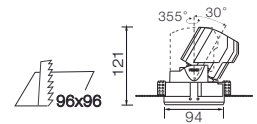
Gold Reflector

Code Remark: X=F(ON-OFF) X=P(Phase Dim) X=A(1-10V Dim) X=D(DALI Dim)


Trimless Version available






Trimless code for SSS1-9304013X-WM → SSS4-9304013X-WM



NEKO / SENSE 100 / S100R2
Fixed LED Downlight



13W | CRI90 | 2700K | 28° | CITIZEN | UGR < 19 | IP20 | 5 YEARS GUARANTEE | CB | CE | C-UL US LISTED | ETL Intertek | 100 | 1-25mm Ceiling Thickness | 121 | Ø110

	LED Power	System Power	LED Voltage	LED Current	CRI	CCT	Beam	LED Output	System Output	Code	
 Specular Reflector	13 W	15 W	36 V	350 mA	90	2700K	28°	1200lm	850lm	SSR2-9272813X-WS	
							35°	1200lm	850lm	SSR2-9273513X-WS	
							50°	1200lm	850lm	SSR2-9275013X-WS	
							3000K	28°	1300lm	900lm	SSR2-9302813X-WS
								35°	1300lm	900lm	SSR2-9303513X-WS
								50°	1300lm	900lm	SSR2-9305013X-WS
							4000K	28°	1400lm	1000lm	SSR2-9402813X-WS
								35°	1400lm	1000lm	SSR2-9403513X-WS
								50°	1400lm	1000lm	SSR2-9405013X-WS
	 Matt Reflector	13 W	15 W	36 V	350 mA	90	2700K	28°	1200lm	850lm	SSR2-9272813X-WM
								35°	1200lm	850lm	SSR2-9273513X-WM
								50°	1200lm	850lm	SSR2-9275013X-WM
							3000K	28°	1300lm	900lm	SSR2-9302813X-WM
								35°	1300lm	900lm	SSR2-9303513X-WM
								50°	1300lm	900lm	SSR2-9305013X-WM
							4000K	28°	1400lm	1000lm	SSR2-9402813X-WM
								35°	1400lm	1000lm	SSR2-9403513X-WM
								50°	1400lm	1000lm	SSR2-9405013X-WM
 Black Reflector		13 W	15 W	36 V	350 mA	90	2700K	28°	1200lm	850lm	SSR2-9272813X-WB
								35°	1200lm	850lm	SSR2-9273513X-WB
								50°	1200lm	850lm	SSR2-9275013X-WB
							3000K	28°	1300lm	900lm	SSR2-9302813X-WB
								35°	1300lm	900lm	SSR2-9303513X-WB
								50°	1300lm	900lm	SSR2-9305013X-WB
							4000K	28°	1400lm	1000lm	SSR2-9402813X-WB
								35°	1400lm	1000lm	SSR2-9403513X-WB
								50°	1400lm	1000lm	SSR2-9405013X-WB

Code Remark: X=F(ON-OFF) X=P(Phase Dim) X=A(1-10V Dim) X=D(DALI Dim)

LED Power	System Power	LED Voltage	LED Current	CRI	CCT	Beam	LED Output	System Output	Code	
13 W	15 W	36 V	350 mA	90	2700K	28°	1200lm	850lm	SSR2-9272813X-WC	
						35°	1200lm	850lm	SSR2-9273513X-WC	
						50°	1200lm	850lm	SSR2-9275013X-WC	
						3000K	28°	1300lm	900lm	SSR2-9302813X-WC
							35°	1300lm	900lm	SSR2-9303513X-WC
							50°	1300lm	900lm	SSR2-9305013X-WC
						4000K	28°	1400lm	1000lm	SSR2-9402813X-WC
							35°	1400lm	1000lm	SSR2-9403513X-WC
							50°	1400lm	1000lm	SSR2-9405013X-WC



Chrome Black Reflector

13 W	15 W	36 V	350 mA	90	2700K	28°	1200lm	850lm	SSR2-9272813X-WW	
						35°	1200lm	850lm	SSR2-9273513X-WW	
						50°	1200lm	850lm	SSR2-9275013X-WW	
						3000K	28°	1300lm	900lm	SSR2-9302813X-WW
							35°	1300lm	900lm	SSR2-9303513X-WW
							50°	1300lm	900lm	SSR2-9305013X-WW
						4000K	28°	1400lm	1000lm	SSR2-9402813X-WW
							35°	1400lm	1000lm	SSR2-9403513X-WW
							50°	1400lm	1000lm	SSR2-9405013X-WW



White Reflector

13 W	15 W	36 V	350 mA	90	2700K	28°	1200lm	850lm	SSR2-9272813X-WG	
						35°	1200lm	850lm	SSR2-9273513X-WG	
						50°	1200lm	850lm	SSR2-9275013X-WG	
						3000K	28°	1300lm	900lm	SSR2-9302813X-WG
							35°	1300lm	900lm	SSR2-9303513X-WG
							50°	1300lm	900lm	SSR2-9305013X-WG
						4000K	28°	1400lm	1000lm	SSR2-9402813X-WG
							35°	1400lm	1000lm	SSR2-9403513X-WG
							50°	1400lm	1000lm	SSR2-9405013X-WG



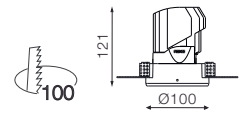
Gold Reflector

Code Remark: X=F(ON-OFF) X=P(Phase Dim) X=A(1-10V Dim) X=D(DALI Dim)


Trimless Version available



Trimless code for SSR2-9303513X-WM → SSR5-9303513X-WM



NEKO / SENSE 100 / S100S2
Fixed LED Downlight




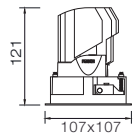
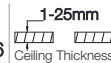
13W CRI90 2700K
3000K
4000K

28°
35°
50°

CITIZEN
50,000h@L80B10

UGR < 19

IP20




Specular Reflector

LED Power	System Power	LED Voltage	LED Current	CRI	CCT	Beam	LED Output	System Output	Code	
13 W	15 W	36 V	350 mA	90	2700K	28°	1200lm	850lm	SSS2-9272813X-WS	
						35°	1200lm	850lm	SSS2-9273513X-WS	
						50°	1200lm	850lm	SSS2-9275013X-WS	
						3000K	28°	1300lm	900lm	SSS2-9302813X-WS
							35°	1300lm	900lm	SSS2-9303513X-WS
							50°	1300lm	900lm	SSS2-9305013X-WS
						4000K	28°	1400lm	1000lm	SSS2-9402813X-WS
							35°	1400lm	1000lm	SSS2-9403513X-WS
							50°	1400lm	1000lm	SSS2-9405013X-WS



Matt Reflector

13 W	15 W	36 V	350 mA	90	2700K	28°	1200lm	850lm	SSS2-9272813X-WM	
						35°	1200lm	850lm	SSS2-9273513X-WM	
						50°	1200lm	850lm	SSS2-9275013X-WM	
						3000K	28°	1300lm	900lm	SSS2-9302813X-WM
							35°	1300lm	900lm	SSS2-9303513X-WM
							50°	1300lm	900lm	SSS2-9305013X-WM
						4000K	28°	1400lm	1000lm	SSS2-9402813X-WM
							35°	1400lm	1000lm	SSS2-9403513X-WM
							50°	1400lm	1000lm	SSS2-9405013X-WM




Black Reflector

13 W	15 W	36 V	350 mA	90	2700K	28°	1200lm	850lm	SSS2-9272813X-WB	
						35°	1200lm	850lm	SSS2-9273513X-WB	
						50°	1200lm	850lm	SSS2-9275013X-WB	
						3000K	28°	1300lm	900lm	SSS2-9302813X-WB
							35°	1300lm	900lm	SSS2-9303513X-WB
							50°	1300lm	900lm	SSS2-9305013X-WB
						4000K	28°	1400lm	1000lm	SSS2-9402813X-WB
							35°	1400lm	1000lm	SSS2-9403513X-WB
							50°	1400lm	1000lm	SSS2-9405013X-WB


Code Remark: X=F(ON-OFF) X=P(Phase Dim) X=A(1-10V Dim) X=D(DALI Dim)

LED	Power	System Power	LED Voltage	LED Current	CRI	CCT	Beam	LED Output	System Output	Code
13 W	15 W	36 V	350 mA	90	2700K	28°	1200lm	850lm	SSS2-9272813X-WC	
						35°	1200lm	850lm	SSS2-9273513X-WC	
						50°	1200lm	850lm	SSS2-9275013X-WC	
						3000K	28°	1300lm	900lm	SSS2-9302813X-WC
							35°	1300lm	900lm	SSS2-9303513X-WC
							50°	1300lm	900lm	SSS2-9305013X-WC
						4000K	28°	1400lm	1000lm	SSS2-9402813X-WC
							35°	1400lm	1000lm	SSS2-9403513X-WC
							50°	1400lm	1000lm	SSS2-9405013X-WC



Chrome Black Reflector

13 W	15 W	36 V	350 mA	90	2700K	28°	1200lm	850lm	SSS2-9272813X-WW	
						35°	1200lm	850lm	SSS2-9273513X-WW	
						50°	1200lm	850lm	SSS2-9275013X-WW	
						3000K	28°	1300lm	900lm	SSS2-9302813X-WW
							35°	1300lm	900lm	SSS2-9303513X-WW
							50°	1300lm	900lm	SSS2-9305013X-WW
						4000K	28°	1400lm	1000lm	SSS2-9402813X-WW
							35°	1400lm	1000lm	SSS2-9403513X-WW
							50°	1400lm	1000lm	SSS2-9405013X-WW



White Reflector

13 W	15 W	36 V	350 mA	90	2700K	28°	1200lm	850lm	SSS2-9272813X-WG	
						35°	1200lm	850lm	SSS2-9273513X-WG	
						50°	1200lm	850lm	SSS2-9275013X-WG	
						3000K	28°	1300lm	900lm	SSS2-9302813X-WG
							35°	1300lm	900lm	SSS2-9303513X-WG
							50°	1300lm	900lm	SSS2-9305013X-WG
						4000K	28°	1400lm	1000lm	SSS2-9402813X-WG
							35°	1400lm	1000lm	SSS2-9403513X-WG
							50°	1400lm	1000lm	SSS2-9405013X-WG



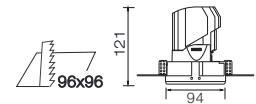
Gold Reflector

Code Remark: X=F(ON-OFF) X=P(Phase Dim) X=A(1-10V Dim) X=D(DALI Dim)

Trimless Version available



Trimless code for SSS2-9303513X-WM → SSS5-9303513X-WM



NEKO / SENSE


Project: House residence Ramat Hasharon, Israel





NEKO / SENSE 100 / S100R3

Wall Washer LED Downlight



13W CRI90 2700K CRI80 3000K 4000K
 CITIZEN 50,000h@L80B10 UGR < 19 IP20
 5 YEARS GUARANTEE CB CE C-UL US LISTED
 1-25mm Ceiling Thickness
 100 121 Ø110




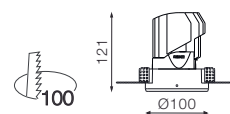
LED Power	System power	LED Voltage	LED Current	CRI	CCT	Beam	LED Output	System Output	Code
13 W	15 W	36 V	350 mA	80	2700K	Wall Washer	1300lm	500lm	SSR3-827WW13X-WM
						Wall Washer	1400lm	550lm	SSR3-830WW13X-WM
						Wall Washer	1500lm	600lm	SSR3-840WW13X-WM
90					2700K	Wall Washer	1200lm	450lm	SSR3-927WW13X-WM
						Wall Washer	1300lm	480lm	SSR3-930WW13X-WM
						Wall Washer	1400lm	550lm	SSR3-940WW13X-WM

Code Remark: X=F(ON-OFF) X=P(Phase Dim) X=A(1-10V Dim) X=D(DALI Dim)

Trimless Version available




Trimless code for SSR3-930WW13X-WM → SSR6-930WW13X-WM



NEKO / SENSE 100 / S100S3

Wall Washer LED Downlight



Matt Reflector


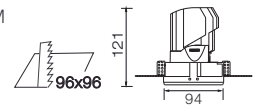
LED Power	System power	LED Voltage	LED Current	CRI	OCT	Beam	LED Output	System Output	Code	
13 W	15 W	36 V	350 mA	80	2700K	Wall Washer	1300lm	500lm	SSS3-827WW13X-WM	
						3000K Wall Washer	1400lm	550lm	SSS3-830WW13X-WM	
						4000K Wall Washer	1500lm	600lm	SSS3-840WW13X-WM	
						90	2700K Wall Washer	1200lm	450lm	SSS3-927WW13X-WM
							3000K Wall Washer	1300lm	480lm	SSS3-930WW13X-WM
							4000K Wall Washer	1400lm	550lm	SSS3-940WW13X-WM

Code Remark: X=F(ON-OFF) X=P(Phase Dim) X=A(1-10V Dim) X=D(DALI Dim)

Trimless Version available



Trimless code for SSS3-930WW13X-WM → SSS6-930WW13X-WM



NEKO / SENSE


Project: InterContinental Hefei, China





NEKO / SENSE 125 / S125R1

Adjustable LED Downlight



18W CRI90

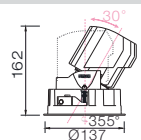
2700K
3000K
4000K

20°
40°
50°

CITIZEN
50,000h@L80B10

UGR < 19

IP20



Specular Reflector

LED Power	System Power	LED Voltage	LED Current	CRI	CCT	Beam	LED Output	System Output	Code	
18 W	21 W	36 V	500 mA	90	2700K	20°	1800lm	1200lm	SMR1-9272018X-WS	
						40°	1800lm	1200lm	SMR1-9274018X-WS	
						50°	1800lm	1200lm	SMR1-9275018X-WS	
						3000K	20°	2000lm	1300lm	SMR1-9302018X-WS
							40°	2000lm	1300lm	SMR1-9304018X-WS
							50°	2000lm	1300lm	SMR1-9305018X-WS
						4000K	20°	2200lm	1400lm	SMR1-9402018X-WS
							40°	2200lm	1400lm	SMR1-9404018X-WS
							50°	2200lm	1400lm	SMR1-9405018X-WS



Matt Reflector

18 W	21 W	36 V	500 mA	90	2700K	20°	1800lm	1200lm	SMR1-9272018X-WM	
						40°	1800lm	1200lm	SMR1-9274018X-WM	
						50°	1800lm	1200lm	SMR1-9275018X-WM	
						3000K	20°	2000lm	1300lm	SMR1-9302018X-WM
							40°	2000lm	1300lm	SMR1-9304018X-WM
							50°	2000lm	1300lm	SMR1-9305018X-WM
						4000K	20°	2200lm	1400lm	SMR1-9402018X-WM
							40°	2200lm	1400lm	SMR1-9404018X-WM
							50°	2200lm	1400lm	SMR1-9405018X-WM



Black Reflector

18 W	21 W	36 V	500 mA	90	2700K	20°	1800lm	1200lm	SMR1-9272018X-WB	
						40°	1800lm	1200lm	SMR1-9274018X-WB	
						50°	1800lm	1200lm	SMR1-9275018X-WB	
						3000K	20°	2000lm	1300lm	SMR1-9302018X-WB
							40°	2000lm	1300lm	SMR1-9304018X-WB
							50°	2000lm	1300lm	SMR1-9305018X-WB
						4000K	20°	2200lm	1400lm	SMR1-9402018X-WB
							40°	2200lm	1400lm	SMR1-9404018X-WB
							50°	2200lm	1400lm	SMR1-9405018X-WB

Code Remark: X=F(ON-OFF) X=P(Phase Dim) X=A(1-10V Dim) X=D(DALI Dim)

Optional accessory



Honeycomb
HCSR125

Code for SMR1-9304018X-WM with Honeycomb
SMR1-9304018X-WM-H



Chrome Black Reflector



White Reflector



Gold Reflector

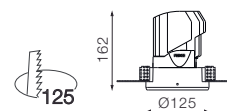
LED Power	System Power	LED Voltage	LED Current	CRI	CCT	Beam	LED Output	System Output	Code					
18 W	21 W	36 V	500 mA	90	2700K	20°	1800lm	1200lm	SMR1-9272018X-WC					
						40°	1800lm	1200lm	SMR1-9274018X-WC					
						50°	1800lm	1200lm	SMR1-9275018X-WC					
						3000K	20°	2000lm	1300lm	SMR1-9302018X-WC				
							40°	2000lm	1300lm	SMR1-9304018X-WC				
							50°	2000lm	1300lm	SMR1-9305018X-WC				
						4000K	20°	2200lm	1400lm	SMR1-9402018X-WC				
							40°	2200lm	1400lm	SMR1-9404018X-WC				
							50°	2200lm	1400lm	SMR1-9405018X-WC				
					18 W	21 W	36 V	500 mA	90	2700K	20°	1800lm	1200lm	SMR1-9272018X-WW
											40°	1800lm	1200lm	SMR1-9274018X-WW
											50°	1800lm	1200lm	SMR1-9275018X-WW
3000K	20°	2000lm	1300lm	SMR1-9302018X-WW										
	40°	2000lm	1300lm	SMR1-9304018X-WW										
	50°	2000lm	1300lm	SMR1-9305018X-WW										
4000K	20°	2200lm	1400lm	SMR1-9402018X-WW										
	40°	2200lm	1400lm	SMR1-9404018X-WW										
	50°	2200lm	1400lm	SMR1-9405018X-WW										
18 W	21 W	36 V	500 mA	90						2700K	20°	1800lm	1200lm	SMR1-9272018X-WG
											40°	1800lm	1200lm	SMR1-9274018X-WG
											50°	1800lm	1200lm	SMR1-9275018X-WG
					3000K	20°	2000lm	1300lm	SMR1-9302018X-WG					
						40°	2000lm	1300lm	SMR1-9304018X-WG					
						50°	2000lm	1300lm	SMR1-9305018X-WG					
					4000K	20°	2200lm	1400lm	SMR1-9402018X-WG					
						40°	2200lm	1400lm	SMR1-9404018X-WG					
						50°	2200lm	1400lm	SMR1-9405018X-WG					

Code Remark: X=F(ON-OFF) X=P(Phase Dim) X=A(1-10V Dim) X=D(DALI Dim)


Trimless Version available



Trimless code for SMR1-9304018X-WM → SMR4-9304018X-WM



NEKO / SENSE 125 / S125S1
Adjustable LED Downlight



18W CRI90

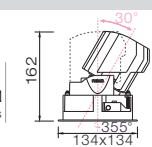
2700K
3000K
4000K

20°
40°
50°

CITIZEN
50,000h@L80B10

UGR < 19

IP20



Specular Reflector

LED Power	System Power	LED Voltage	LED Current	CRI	CCT	Beam	LED Output	System Output	Code	
18 W	21 W	36 V	500 mA	90	2700K	20°	1800lm	1200lm	SMS1-9272018X-WS	
						40°	1800lm	1200lm	SMS1-9274018X-WS	
						50°	1800lm	1200lm	SMS1-9275018X-WS	
						3000K	20°	2000lm	1300lm	SMS1-9302018X-WS
							40°	2000lm	1300lm	SMS1-9304018X-WS
							50°	2000lm	1300lm	SMS1-9305018X-WS
						4000K	20°	2200lm	1400lm	SMS1-9402018X-WS
							40°	2200lm	1400lm	SMS1-9404018X-WS
							50°	2200lm	1400lm	SMS1-9405018X-WS



Matt Reflector

18 W	21 W	36 V	500 mA	90	2700K	20°	1800lm	1200lm	SMS1-9272018X-WM	
						40°	1800lm	1200lm	SMS1-9274018X-WM	
						50°	1800lm	1200lm	SMS1-9275018X-WM	
						3000K	20°	2000lm	1300lm	SMS1-9302018X-WM
							40°	2000lm	1300lm	SMS1-9304018X-WM
							50°	2000lm	1300lm	SMS1-9305018X-WM
						4000K	20°	2200lm	1400lm	SMS1-9402018X-WM
							40°	2200lm	1400lm	SMS1-9404018X-WM
							50°	2200lm	1400lm	SMS1-9405018X-WM




Black Reflector

18 W	21 W	36 V	500 mA	90	2700K	20°	1800lm	1200lm	SMS1-9272018X-WB	
						40°	1800lm	1200lm	SMS1-9274018X-WB	
						50°	1800lm	1200lm	SMS1-9275018X-WB	
						3000K	20°	2000lm	1300lm	SMS1-9302018X-WB
							40°	2000lm	1300lm	SMS1-9304018X-WB
							50°	2000lm	1300lm	SMS1-9305018X-WB
						4000K	20°	2200lm	1400lm	SMS1-9402018X-WB
							40°	2200lm	1400lm	SMS1-9404018X-WB
							50°	2200lm	1400lm	SMS1-9405018X-WB

Code Remark: X=F(ON-OFF) X=P(Phase Dim) X=A(1-10V Dim) X=D(DALI Dim)

Optional accessory



Code for SMS1-9304018X-WM with Honeycomb
SMS1-9304018X-WM-H



Chrome Black Reflector



White Reflector




Gold Reflector

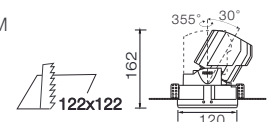
LED Power	System Power	LED Voltage	LED Current	CRI	CCT	Beam	LED Output	System Output	Code						
18 W	21 W	36 V	500 mA	90	2700K	20°	1800lm	1200lm	SMS1-9272018X-WC						
						40°	1800lm	1200lm	SMS1-9274018X-WC						
						50°	1800lm	1200lm	SMS1-9275018X-WC						
						3000K	20°	2000lm	1300lm	SMS1-9302018X-WC					
							40°	2000lm	1300lm	SMS1-9304018X-WC					
							50°	2000lm	1300lm	SMS1-9305018X-WC					
						4000K	20°	2200lm	1400lm	SMS1-9402018X-WC					
							40°	2200lm	1400lm	SMS1-9404018X-WC					
							50°	2200lm	1400lm	SMS1-9405018X-WC					
						18 W	21 W	36 V	500 mA	90	2700K	20°	1800lm	1200lm	SMS1-9272018X-WW
												40°	1800lm	1200lm	SMS1-9274018X-WW
												50°	1800lm	1200lm	SMS1-9275018X-WW
3000K	20°	2000lm	1300lm	SMS1-9302018X-WW											
	40°	2000lm	1300lm	SMS1-9304018X-WW											
	50°	2000lm	1300lm	SMS1-9305018X-WW											
4000K	20°	2200lm	1400lm	SMS1-9402018X-WW											
	40°	2200lm	1400lm	SMS1-9404018X-WW											
	50°	2200lm	1400lm	SMS1-9405018X-WW											
18 W	21 W	36 V	500 mA	90	2700K							20°	1800lm	1200lm	SMS1-9272018X-WG
												40°	1800lm	1200lm	SMS1-9274018X-WG
												50°	1800lm	1200lm	SMS1-9275018X-WG
						3000K	20°	2000lm	1300lm	SMS1-9302018X-WG					
							40°	2000lm	1300lm	SMS1-9304018X-WG					
							50°	2000lm	1300lm	SMS1-9305018X-WG					
						4000K	20°	2200lm	1400lm	SMS1-9402018X-WG					
							40°	2200lm	1400lm	SMS1-9404018X-WG					
							50°	2200lm	1400lm	SMS1-9405018X-WG					

Code Remark: X=F(ON-OFF) X=P(Phase Dim) X=A(1-10V Dim) X=D(DALI Dim)


Trimless Version available



Trimless code for SMS1-9304018X-WM → SMS4-9304018X-WM



NEKO / SENSE 125 / S125R2
Fixed LED Downlight



18W | CRI90 | 2700K | 28° | CITIZEN | UGR < 19 | IP20 | 5 YEARS GUARANTEE | CB | CE | C-UL LISTED | ETL Intertek



Specular Reflector

LED Power	System Power	LED Voltage	LED Current	CRI	CCT	Beam	LED Output	System Output	Code		
18 W	21 W	36 V	500 mA	90	2700K	28°	1800lm	1300lm	SMR2-9272818X-WS		
							40°	1800lm	1300lm	SMR2-9274018X-WS	
							50°	1800lm	1300lm	SMR2-9275018X-WS	
						3000K	28°	2000lm	1400lm	SMR2-9302818X-WS	
								40°	2000lm	1400lm	SMR2-9304018X-WS
								50°	2000lm	1400lm	SMR2-9305018X-WS
						4000K	28°	2200lm	1500lm	SMR2-9402818X-WS	
								40°	2200lm	1500lm	SMR2-9404018X-WS
								50°	2200lm	1500lm	SMR2-9405018X-WS



Matt Reflector

18 W	21 W	36 V	500 mA	90	2700K	28°	1800lm	1300lm	SMR2-9272818X-WM		
							40°	1800lm	1300lm	SMR2-9274018X-WM	
							50°	1800lm	1300lm	SMR2-9275018X-WM	
						3000K	28°	2000lm	1400lm	SMR2-9302818X-WM	
								40°	2000lm	1400lm	SMR2-9304018X-WM
								50°	2000lm	1400lm	SMR2-9305018X-WM
						4000K	28°	2200lm	1500lm	SMR2-9402818X-WM	
								40°	2200lm	1500lm	SMR2-9404018X-WM
								50°	2200lm	1500lm	SMR2-9405018X-WM



Black Reflector

18 W	21 W	36 V	500 mA	90	2700K	28°	1800lm	1300lm	SMR2-9272818X-WB		
							40°	1800lm	1300lm	SMR2-9274018X-WB	
							50°	1800lm	1300lm	SMR2-9275018X-WB	
						3000K	28°	2000lm	1400lm	SMR2-9302818X-WB	
								40°	2000lm	1400lm	SMR2-9304018X-WB
								50°	2000lm	1400lm	SMR2-9305018X-WB
						4000K	28°	2200lm	1500lm	SMR2-9402818X-WB	
								40°	2200lm	1500lm	SMR2-9404018X-WB
								50°	2200lm	1500lm	SMR2-9405018X-WB

Code Remark: X=F(ON-OFF) X=P(Phase Dim) X=A(1-10V Dim) X=D(DALI Dim)



Chrome Black Reflector



White Reflector



Gold Reflector

LED Power	System Power	LED Voltage	LED Current	CRI	CCT	Beam	LED Output	System Output	Code	
18 W	21 W	36 V	500 mA	90	2700K	28°	1800lm	1300lm	SMR2-9272818X-WC	
						40°	1800lm	1300lm	SMR2-9274018X-WC	
						50°	1800lm	1300lm	SMR2-9275018X-WC	
						3000K	28°	2000lm	1400lm	SMR2-9302818X-WC
							40°	2000lm	1400lm	SMR2-9304018X-WC
							50°	2000lm	1400lm	SMR2-9305018X-WC
						4000K	28°	2200lm	1500lm	SMR2-9402818X-WC
							40°	2200lm	1500lm	SMR2-9404018X-WC
							50°	2200lm	1500lm	SMR2-9405018X-WC

18 W	21 W	36 V	500 mA	90	2700K	28°	1800lm	1300lm	SMR2-9272818X-WW	
						40°	1800lm	1300lm	SMR2-9274018X-WW	
						50°	1800lm	1300lm	SMR2-9275018X-WW	
						3000K	28°	2000lm	1400lm	SMR2-9302818X-WW
							40°	2000lm	1400lm	SMR2-9304018X-WW
							50°	2000lm	1400lm	SMR2-9305018X-WW
						4000K	28°	2200lm	1500lm	SMR2-9402818X-WW
							40°	2200lm	1500lm	SMR2-9404018X-WW
							50°	2200lm	1500lm	SMR2-9405018X-WW

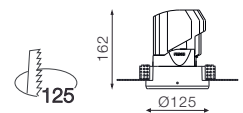
18 W	21 W	36 V	500 mA	90	2700K	28°	1800lm	1300lm	SMR2-9272818X-WG	
						40°	1800lm	1300lm	SMR2-9274018X-WG	
						50°	1800lm	1300lm	SMR2-9275018X-WG	
						3000K	28°	2000lm	1400lm	SMR2-9302818X-WG
							40°	2000lm	1400lm	SMR2-9304018X-WG
							50°	2000lm	1400lm	SMR2-9305018X-WG
						4000K	28°	2200lm	1500lm	SMR2-9402818X-WG
							40°	2200lm	1500lm	SMR2-9404018X-WG
							50°	2200lm	1500lm	SMR2-9405018X-WG

Code Remark: X=F(ON-OFF) X=P(Phase Dim) X=A(1-10V Dim) X=D(DALI Dim)


Trimless Version available



Trimless code for SMR2-9304018X-WM → SMR5-9304018X-WM



NEKO / SENSE 125 / S125S2
Fixed LED Downlight



18W CRI90


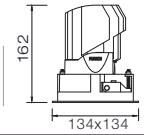
2700K
3000K
4000K

28°
40°
50°

CITIZEN
50,000h@L80B10

UGR < 19

IP20




Specular Reflector

LED Power	System Power	LED Voltage	LED Current	CRI	CCT	Beam	LED Output	System Output	Code	
18 W	21 W	36 V	500 mA	90	2700K	28°	1800lm	1300lm	SMS2-9272818X-WS	
						40°	1800lm	1300lm	SMS2-9274018X-WS	
						50°	1800lm	1300lm	SMS2-9275018X-WS	
						3000K	28°	2000lm	1400lm	SMS2-9302818X-WS
							40°	2000lm	1400lm	SMS2-9304018X-WS
							50°	2000lm	1400lm	SMS2-9305018X-WS
						4000K	28°	2200lm	1500lm	SMS2-9402818X-WS
							40°	2200lm	1500lm	SMS2-9404018X-WS
							50°	2200lm	1500lm	SMS2-9405018X-WS



Matt Reflector



18 W	21 W	36 V	500 mA	90	2700K	28°	1800lm	1300lm	SMS2-9272818X-WM	
						40°	1800lm	1300lm	SMS2-9274018X-WM	
						50°	1800lm	1300lm	SMS2-9275018X-WM	
						3000K	28°	2000lm	1400lm	SMS2-9302818X-WM
							40°	2000lm	1400lm	SMS2-9304018X-WM
							50°	2000lm	1400lm	SMS2-9305018X-WM
						4000K	28°	2200lm	1500lm	SMS2-9402818X-WM
							40°	2200lm	1500lm	SMS2-9404018X-WM
							50°	2200lm	1500lm	SMS2-9405018X-WM



Black Reflector

18 W	21 W	36 V	500 mA	90	2700K	28°	1800lm	1300lm	SMS2-9272818X-WB	
						40°	1800lm	1300lm	SMS2-9274018X-WB	
						50°	1800lm	1300lm	SMS2-9275018X-WB	
						3000K	28°	2000lm	1400lm	SMS2-9302818X-WB
							40°	2000lm	1400lm	SMS2-9304018X-WB
							50°	2000lm	1400lm	SMS2-9305018X-WB
						4000K	28°	2200lm	1500lm	SMS2-9402818X-WB
							40°	2200lm	1500lm	SMS2-9404018X-WB
							50°	2200lm	1500lm	SMS2-9405018X-WB

Code Remark: X=F(ON-OFF) X=P(Phase Dim) X=A(1-10V Dim) X=D(DALI Dim)



Chrome Black Reflector



White Reflector



Gold Reflector

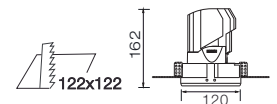
LED Power	System Power	LED Voltage	LED Current	CRI	CCT	Beam	LED Output	System Output	Code					
18 W	21 W	36 V	500 mA	90	2700K	28°	1800lm	1300lm	SMS2-9272818X-WC					
						40°	1800lm	1300lm	SMS2-9274018X-WC					
						50°	1800lm	1300lm	SMS2-9275018X-WC					
					3000K	28°	2000lm	1400lm	SMS2-9302818X-WC					
						40°	2000lm	1400lm	SMS2-9304018X-WC					
						50°	2000lm	1400lm	SMS2-9305018X-WC					
					4000K	28°	2200lm	1500lm	SMS2-9402818X-WC					
						40°	2200lm	1500lm	SMS2-9404018X-WC					
						50°	2200lm	1500lm	SMS2-9405018X-WC					
					18 W	21 W	36 V	500 mA	90	2700K	28°	1800lm	1300lm	SMS2-9272818X-WW
											40°	1800lm	1300lm	SMS2-9274018X-WW
											50°	1800lm	1300lm	SMS2-9275018X-WW
3000K	28°	2000lm	1400lm	SMS2-9302818X-WW										
	40°	2000lm	1400lm	SMS2-9304018X-WW										
	50°	2000lm	1400lm	SMS2-9305018X-WW										
4000K	28°	2200lm	1500lm	SMS2-9402818X-WW										
	40°	2200lm	1500lm	SMS2-9404018X-WW										
	50°	2200lm	1500lm	SMS2-9405018X-WW										
18 W	21 W	36 V	500 mA	90						2700K	28°	1800lm	1300lm	SMS2-9272818X-WG
											40°	1800lm	1300lm	SMS2-9274018X-WG
											50°	1800lm	1300lm	SMS2-9275018X-WG
					3000K	28°	2000lm	1400lm	SMS2-9302818X-WG					
						40°	2000lm	1400lm	SMS2-9304018X-WG					
						50°	2000lm	1400lm	SMS2-9305018X-WG					
					4000K	28°	2200lm	1500lm	SMS2-9402818X-WG					
						40°	2200lm	1500lm	SMS2-9404018X-WG					
						50°	2200lm	1500lm	SMS2-9405018X-WG					

Code Remark: X=F(ON-OFF) X=P(Phase Dim) X=A(1-10V Dim) X=D(DALI Dim)

Trimless Version available



Trimless code for SMS2-9304018X-WM → SMS5-9304018X-WM



NEKO / SENSE 125 / S125R3
Wall Washer LED Downlight



18W	CRI90 CRI80	2700K 3000K 4000K		UGR < 19	IP20									
-----	----------------	-------------------------	--	----------	------	--	--	--	--	--	--	--	--	--




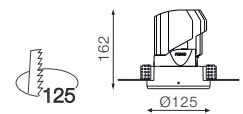
LED Power	System power	LED Voltage	LED Current	CRI	CCT	Beam	LED Output	System Output	Code
18 W	21 W	36 V	500 mA	80	2700K	Wall Washer	1800lm	800lm	SMR3-827WW18X-WM
						3000K Wall Washer	2000lm	850lm	SMR3-830WW18X-WM
						4000K Wall Washer	2200lm	900lm	SMR3-840WW18X-WM
90	21 W	36 V	500 mA	80	2700K	Wall Washer	1600lm	700lm	SMR3-927WW18X-WM
						3000K Wall Washer	1800lm	750lm	SMR3-930WW18X-WM
						4000K Wall Washer	2000lm	800lm	SMR3-940WW18X-WM

Code Remark: X=F(ON-OFF) X=P(Phase Dim) X=A(1-10V Dim) X=D(DALI Dim)

Trimless Version available




Trimless code for SMR3-930WW18X-WM → SMR6-930WW18X-WM



NEKO / SENSE 125 / S125S3

Wall Washer LED Downlight



18W | CRI90 | 2700K | 3000K | 4000K | CITIZEN 50,000h@L80B10 | UGR < 19 | IP20 | 5 YEARS GUARANTEE | CB | CE | UL LISTED | ENEC Intertek | 122x122 | 1-30mm Ceiling Thickness | 162 | 134x134




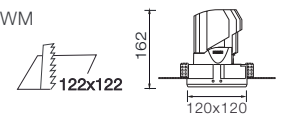
LED Power	System power	LED Voltage	LED Current	CRI	CCT	Beam	LED Output	System Output	Code
18 W	21 W	36 V	500 mA	80	2700K	Wall Washer	1800lm	800lm	SMS3-827WW18X-WM
						3000K Wall Washer	2000lm	850lm	SMS3-830WW18X-WM
						4000K Wall Washer	2200lm	900lm	SMS3-840WW18X-WM
90	21 W	36 V	500 mA	80	2700K	Wall Washer	1600lm	600lm	SMS3-927WW18X-WM
						3000K Wall Washer	1800lm	680lm	SMS3-930WW18X-WM
						4000K Wall Washer	2000lm	750lm	SMS3-940WW18X-WM

Code Remark: X=F(ON-OFF) X=P(Phase Dim) X=A(1-10V Dim) X=D(DALI Dim)

Trimless Version available



Trimless code for SMS3-930WW18X-WM → SMS6-930WW18X-WM



NEKO / SENSE


Project: InterContinental Hefei, China



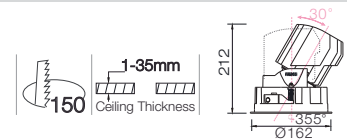





NEKO / SENSE 150 / S150R1

Adjustable LED Downlight



25W CRI90 2700K 3000K 4000K 20° 35° 50° CITIZEN 50,000h@L80B10 UGR < 19 IP20 5 YEARS GUARANTEE CB CE C-UL US LISTED ETL Intertek



	LED Power	System Power	LED Voltage	LED Current	CRI	CCT	Beam	LED Output	System Output	Code		
 Specular Reflector	25 W	28 W	36 V	700 mA	90	2700K	20°	2500lm	1700lm	SLR1-9272025X-WS		
							35°	2500lm	1700lm	SLR1-9273525X-WS		
							50°	2500lm	1700lm	SLR1-9275025X-WS		
							3000K	20°	2700lm	1800lm	SLR1-9302025X-WS	
								35°	2700lm	1800lm	SLR1-9303525X-WS	
								50°	2700lm	1800lm	SLR1-9305025X-WS	
	4000K	20°	2900lm	1900lm	SLR1-9402025X-WS							
					35°	2900lm	1900lm	SLR1-9403525X-WS				
					50°	2900lm	1900lm	SLR1-9405025X-WS				
		 Matt Reflector	25 W	28 W	36 V	700 mA	90	2700K	20°	2500lm	1700lm	SLR1-9272025X-WM
									35°	2500lm	1700lm	SLR1-9273525X-WM
									50°	2500lm	1700lm	SLR1-9275025X-WM
3000K	20°								2700lm	1800lm	SLR1-9302025X-WM	
	35°								2700lm	1800lm	SLR1-9303525X-WM	
	50°								2700lm	1800lm	SLR1-9305025X-WM	
4000K	20°	2900lm	1900lm	SLR1-9402025X-WM								
				35°	2900lm	1900lm	SLR1-9403525X-WM					
				50°	2900lm	1900lm	SLR1-9405025X-WM					
 Black Reflector	25 W	28 W	36 V	700 mA	90	2700K	20°	2500lm	1700lm	SLR1-9272025X-WB		
							35°	2500lm	1700lm	SLR1-9273525X-WB		
							50°	2500lm	1700lm	SLR1-9275025X-WB		
							3000K	20°	2700lm	1800lm	SLR1-9302025X-WB	
								35°	2700lm	1800lm	SLR1-9303525X-WB	
								50°	2700lm	1800lm	SLR1-9305025X-WB	
	4000K	20°	2900lm	1900lm	SLR1-9402025X-WB							
					35°	2900lm	1900lm	SLR1-9403525X-WB				
					50°	2900lm	1900lm	SLR1-9405025X-WB				

Code Remark: X=F(ON-OFF) X=P(Phase Dim) X=A(1-10V Dim) X=D(DALI Dim)

Optional accessory



Honeycomb
HCSR150

Code for SLR1-9302025X-WM with Honeycomb
SLR1-9302025X-WM-H

LED Power	System Power	LED Voltage	LED Current	CRI	CCT	Beam	LED Output	System Output	Code	
25 W	28 W	36 V	700 mA	90	2700K	20°	2500lm	1700lm	SLR1-9272025X-WC	
						35°	2500lm	1700lm	SLR1-9273525X-WC	
						50°	2500lm	1700lm	SLR1-9275025X-WC	
						3000K	20°	2700lm	1800lm	SLR1-9302025X-WC
							35°	2700lm	1800lm	SLR1-9303525X-WC
							50°	2700lm	1800lm	SLR1-9305025X-WC
						4000K	20°	2900lm	1900lm	SLR1-9402025X-WC
							35°	2900lm	1900lm	SLR1-9403525X-WC
							50°	2900lm	1900lm	SLR1-9405025X-WC



Chrome Black Reflector

25 W	28 W	36 V	700 mA	90	2700K	20°	2500lm	1700lm	SLR1-9272025X-WW	
						35°	2500lm	1700lm	SLR1-9273525X-WW	
						50°	2500lm	1700lm	SLR1-9275025X-WW	
						3000K	20°	2700lm	1800lm	SLR1-9302025X-WW
							35°	2700lm	1800lm	SLR1-9303525X-WW
							50°	2700lm	1800lm	SLR1-9305025X-WW
						4000K	20°	2900lm	1900lm	SLR1-9402025X-WW
							35°	2900lm	1900lm	SLR1-9403525X-WW
							50°	2900lm	1900lm	SLR1-9405025X-WW



White Reflector

25 W	28 W	36 V	700 mA	90	2700K	20°	2500lm	1700lm	SLR1-9272025X-WG	
						35°	2500lm	1700lm	SLR1-9273525X-WG	
						50°	2500lm	1700lm	SLR1-9275025X-WG	
						3000K	20°	2700lm	1800lm	SLR1-9302025X-WG
							35°	2700lm	1800lm	SLR1-9303525X-WG
							50°	2700lm	1800lm	SLR1-9305025X-WG
						4000K	20°	2900lm	1900lm	SLR1-9402025X-WG
							35°	2900lm	1900lm	SLR1-9403525X-WG
							50°	2900lm	1900lm	SLR1-9405025X-WG



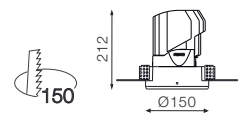
Gold Reflector

Code Remark: X=F(ON-OFF) X=P(Phase Dim) X=A(1-10V Dim) X=D(DALI Dim)


Trimless Version available



Trimless code for SLR1-9303525X-WM → SLR4-9303525X-WM



NEKO / SENSE 150 / S150S1
Adjustable LED Downlight



25W | CRI90


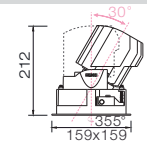
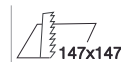
2700K
3000K
4000K

20°
35°
50°

CITIZEN
5 Years Guarantee
50,000h@L80B10

UGR < 19

IP20




Specular Reflector

LED Power	System Power	LED Voltage	LED Current	CRI	CCT	Beam	LED Output	System Output	Code	
25 W	28 W	36 V	700 mA	90	2700K	20°	2500lm	1700lm	SLS1-9272025X-WS	
						35°	2500lm	1700lm	SLS1-9273525X-WS	
						50°	2500lm	1700lm	SLS1-9275025X-WS	
						3000K	20°	2700lm	1800lm	SLS1-9302025X-WS
							35°	2700lm	1800lm	SLS1-9303525X-WS
							50°	2700lm	1800lm	SLS1-9305025X-WS
						4000K	20°	2900lm	1900lm	SLS1-9402025X-WS
							35°	2900lm	1900lm	SLS1-9403525X-WS
							50°	2900lm	1900lm	SLS1-9405025X-WS



Matt Reflector

25 W	28 W	36 V	700 mA	90	2700K	20°	2500lm	1700lm	SLS1-9272025X-WM	
						35°	2500lm	1700lm	SLS1-9273525X-WM	
						50°	2500lm	1700lm	SLS1-9275025X-WM	
						3000K	20°	2700lm	1800lm	SLS1-9302025X-WM
							35°	2700lm	1800lm	SLS1-9303525X-WM
							50°	2700lm	1800lm	SLS1-9305025X-WM
						4000K	20°	2900lm	1900lm	SLS1-9402025X-WM
							35°	2900lm	1900lm	SLS1-9403525X-WM
							50°	2900lm	1900lm	SLS1-9405025X-WM



Black Reflector

25 W	28 W	36 V	700 mA	90	2700K	20°	2500lm	1700lm	SLS1-9272025X-WB	
						35°	2500lm	1700lm	SLS1-9273525X-WB	
						50°	2500lm	1700lm	SLS1-9275025X-WB	
						3000K	20°	2700lm	1800lm	SLS1-9302025X-WB
							35°	2700lm	1800lm	SLS1-9303525X-WB
							50°	2700lm	1800lm	SLS1-9305025X-WB
						4000K	20°	2900lm	1900lm	SLS1-9402025X-WB
							35°	2900lm	1900lm	SLS1-9403525X-WB
							50°	2900lm	1900lm	SLS1-9405025X-WB

Code Remark: X=F(ON-OFF) X=P(Phase Dim) X=A(1-10V Dim) X=D(DALI Dim)

Optional accessory



Code for SLS1-9304025X-WM with Honeycomb
SLS1-9304025X-WM-H

LED Power	System Power	LED Voltage	LED Current	CRI	CCT	Beam	LED Output	System Output	Code
25 W	28 W	36 V	700 mA	90	2700K	20°	2500lm	1700lm	SLS1-9272025X-WC
						35°	2500lm	1700lm	SLS1-9273525X-WC
						50°	2500lm	1700lm	SLS1-9275025X-WC
					3000K	20°	2700lm	1800lm	SLS1-9302025X-WC
						35°	2700lm	1800lm	SLS1-9303525X-WC
						50°	2700lm	1800lm	SLS1-9305025X-WC
					4000K	20°	2900lm	1900lm	SLS1-9402025X-WC
						35°	2900lm	1900lm	SLS1-9403525X-WC
						50°	2900lm	1900lm	SLS1-9405025X-WC



Chrome Black Reflector

25 W	28 W	36 V	700 mA	90	2700K	20°	2500lm	1700lm	SLS1-9272025X-WW
						35°	2500lm	1700lm	SLS1-9273525X-WW
						50°	2500lm	1700lm	SLS1-9275025X-WW
					3000K	20°	2700lm	1800lm	SLS1-9302025X-WW
						35°	2700lm	1800lm	SLS1-9303525X-WW
						50°	2700lm	1800lm	SLS1-9305025X-WW
					4000K	20°	2900lm	1900lm	SLS1-9402025X-WW
						35°	2900lm	1900lm	SLS1-9403525X-WW
						50°	2900lm	1900lm	SLS1-9405025X-WW



White Reflector

25 W	28 W	36 V	700 mA	90	2700K	20°	2500lm	1700lm	SLS1-9272025X-WG
						35°	2500lm	1700lm	SLS1-9273525X-WG
						50°	2500lm	1700lm	SLS1-9275025X-WG
					3000K	20°	2700lm	1800lm	SLS1-9302025X-WG
						35°	2700lm	1800lm	SLS1-9303525X-WG
						50°	2700lm	1800lm	SLS1-9305025X-WG
					4000K	20°	2900lm	1900lm	SLS1-9402025X-WG
						35°	2900lm	1900lm	SLS1-9403525X-WG
						50°	2900lm	1900lm	SLS1-9405025X-WG



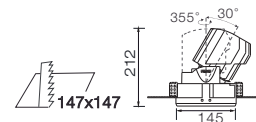
Gold Reflector

Code Remark: X=F(ON-OFF) X=P(Phase Dim) X=A(1-10V Dim) X=D(DALI Dim)


Trimless Version available



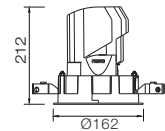
Trimless code for SLS1-9303525X-WM → SLS4-9303525X-WM






NEKO / SENSE 150 / S150R2
Fixed LED Downlight



25W | CRI90 | 2700K | 3000K | 4000K | 28° | 32° | 50° | CITIZEN | UGR < 19 | IP20 | 5 YEARS GUARANTEE | CB | CE | C-UL US LISTED | ETL Intertek



	LED Power	System Power	LED Voltage	LED Current	CRI	CCT	Beam	LED Output	System Output	Code	
 Specular Reflector	25 W	28 W	36 V	700 mA	90	2700K	28°	2500lm	1800lm	SLR2-9272825X-WS	
							32°	2500lm	1800lm	SLR2-9273225X-WS	
							50°	2500lm	1800lm	SLR2-9275025X-WS	
							3000K	28°	2700lm	1900lm	SLR2-9302825X-WS
								32°	2700lm	1900lm	SLR2-9303225X-WS
								50°	2700lm	1900lm	SLR2-9305025X-WS
							4000K	28°	2900lm	2000lm	SLR2-9402825X-WS
								32°	2900lm	2000lm	SLR2-9403225X-WS
								50°	2900lm	2000lm	SLR2-9405025X-WS
	 Matt Reflector	25 W	28 W	36 V	700 mA	90	2700K	28°	2500lm	1800lm	SLR2-9272825X-WM
								32°	2500lm	1800lm	SLR2-9273225X-WM
								50°	2500lm	1800lm	SLR2-9275025X-WM
							3000K	28°	2700lm	1900lm	SLR2-9302825X-WM
								32°	2700lm	1900lm	SLR2-9303225X-WM
								50°	2700lm	1900lm	SLR2-9305025X-WM
							4000K	28°	2900lm	2000lm	SLR2-9402825X-WM
								32°	2900lm	2000lm	SLR2-9403225X-WM
								50°	2900lm	2000lm	SLR2-9405025X-WM
 Black Reflector		25 W	28 W	36 V	700 mA	90	2700K	28°	2500lm	1800lm	SLR2-9272825X-WB
								32°	2500lm	1800lm	SLR2-9273225X-WB
								50°	2500lm	1800lm	SLR2-9275025X-WB
							3000K	28°	2700lm	1900lm	SLR2-9302825X-WB
								32°	2700lm	1900lm	SLR2-9303225X-WB
								50°	2700lm	1900lm	SLR2-9305025X-WB
							4000K	28°	2900lm	2000lm	SLR2-9402825X-WB
								32°	2900lm	2000lm	SLR2-9403225X-WB
								50°	2900lm	2000lm	SLR2-9405025X-WB

Code Remark: X=F(ON-OFF) X=P(Phase Dim) X=A(1-10V Dim) X=D(DALI Dim)



Chrome Black Reflector

LED Power	System Power	LED Voltage	LED Current	CRI	CCT	Beam	LED Output	System Output	Code	
25 W	28 W	36 V	700 mA	90	2700K	28°	2500lm	1800lm	SLR2-9272825X-WC	
						32°	2500lm	1800lm	SLR2-9273225X-WC	
						50°	2500lm	1800lm	SLR2-9275025X-WC	
						3000K	28°	2700lm	1900lm	SLR2-9302825X-WC
							32°	2700lm	1900lm	SLR2-9303225X-WC
							50°	2700lm	1900lm	SLR2-9305025X-WC
						4000K	28°	2900lm	2000lm	SLR2-9402825X-WC
							32°	2900lm	2000lm	SLR2-9403225X-WC
							50°	2900lm	2000lm	SLR2-9405025X-WC



White Reflector

25 W	28 W	36 V	700 mA	90	2700K	28°	2500lm	1800lm	SLR2-9272825X-WW	
						32°	2500lm	1800lm	SLR2-9273225X-WW	
						50°	2500lm	1800lm	SLR2-9275025X-WW	
						3000K	28°	2700lm	1900lm	SLR2-9302825X-WW
							32°	2700lm	1900lm	SLR2-9303225X-WW
							50°	2700lm	1900lm	SLR2-9305025X-WW
						4000K	28°	2900lm	2000lm	SLR2-9402825X-WW
							32°	2900lm	2000lm	SLR2-9403225X-WW
							50°	2900lm	2000lm	SLR2-9405025X-WW



Gold Reflector

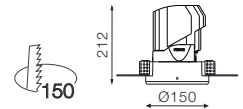
25 W	28 W	36 V	700 mA	90	2700K	28°	2500lm	1800lm	SLR2-9272825X-WG	
						32°	2500lm	1800lm	SLR2-9273225X-WG	
						50°	2500lm	1800lm	SLR2-9275025X-WG	
						3000K	28°	2700lm	1900lm	SLR2-9302825X-WG
							32°	2700lm	1900lm	SLR2-9303225X-WG
							50°	2700lm	1900lm	SLR2-9305025X-WG
						4000K	28°	2900lm	2000lm	SLR2-9402825X-WG
							32°	2900lm	2000lm	SLR2-9403225X-WG
							50°	2900lm	2000lm	SLR2-9405025X-WG

Code Remark: X=F(ON-OFF) X=P(Phase Dim) X=A(1-10V Dim) X=D(DALI Dim)


Trimless Version available



Trimless code for SLR2-9303225X-WM → SLR5-9303225X-WM



NEKO / SENSE 150 / S150S2
Fixed LED Downlight



25W CRI90


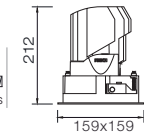
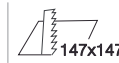
2700K
3000K
4000K

28°
32°
50°

CITIZEN
Micro-Miniature
50,000h@L80B10

UGR < 19

IP20



Specular Reflector



Matt Reflector



Black Reflector

LED Power	System Power	LED Voltage	LED Current	CRI	CCT	Beam	LED Output	System Output	Code						
25 W	28 W	36 V	700 mA	90	2700K	28°	2500lm	1800lm	SLS2-9272825X-WS						
						32°	2500lm	1800lm	SLS2-9273225X-WS						
						50°	2500lm	1800lm	SLS2-9275025X-WS						
						3000K	28°	2700lm	1900lm	SLS2-9302825X-WS					
							32°	2700lm	1900lm	SLS2-9303225X-WS					
							50°	2700lm	1900lm	SLS2-9305025X-WS					
						4000K	28°	2900lm	2000lm	SLS2-9402825X-WS					
							32°	2900lm	2000lm	SLS2-9403225X-WS					
							50°	2900lm	2000lm	SLS2-9405025X-WS					
						25 W	28 W	36 V	700 mA	90	2700K	28°	2500lm	1800lm	SLS2-9272825X-WM
												32°	2500lm	1800lm	SLS2-9273225X-WM
												50°	2500lm	1800lm	SLS2-9275025X-WM
3000K	28°	2700lm	1900lm	SLS2-9302825X-WM											
	32°	2700lm	1900lm	SLS2-9303225X-WM											
	50°	2700lm	1900lm	SLS2-9305025X-WM											
4000K	28°	2900lm	2000lm	SLS2-9402825X-WM											
	32°	2900lm	2000lm	SLS2-9403225X-WM											
	50°	2900lm	2000lm	SLS2-9405025X-WM											
25 W	28 W	36 V	700 mA	90	2700K							28°	2500lm	1800lm	SLS2-9272825X-WB
												32°	2500lm	1800lm	SLS2-9273225X-WB
												50°	2500lm	1800lm	SLS2-9275025X-WB
						3000K	28°	2700lm	1900lm	SLS2-9302825X-WB					
							32°	2700lm	1900lm	SLS2-9303225X-WB					
							50°	2700lm	1900lm	SLS2-9305025X-WB					
						4000K	28°	2900lm	2000lm	SLS2-9402825X-WB					
							32°	2900lm	2000lm	SLS2-9403225X-WB					
							50°	2900lm	2000lm	SLS2-9405025X-WB					


Code Remark: X=F(ON-OFF) X=P(Phase Dim) X=A(1-10V Dim) X=D(DALI Dim)

LED Power	System Power	LED Voltage	LED Current	CRI	CCT	Beam	LED Output	System Output	Code	
25 W	28 W	36 V	700 mA	90	2700K	28°	2500lm	1800lm	SLS2-9272825X-WC	
						32°	2500lm	1800lm	SLS2-9273225X-WC	
						50°	2500lm	1800lm	SLS2-9275025X-WC	
						3000K	28°	2700lm	1900lm	SLS2-9302825X-WC
							32°	2700lm	1900lm	SLS2-9303225X-WC
							50°	2700lm	1900lm	SLS2-9305025X-WC
						4000K	28°	2900lm	2000lm	SLS2-9402825X-WC
							32°	2900lm	2000lm	SLS2-9403225X-WC
							50°	2900lm	2000lm	SLS2-9405025X-WC



Chrome Black Reflector

25 W	28 W	36 V	700 mA	90	2700K	28°	2500lm	1800lm	SLS2-9272825X-WW	
						32°	2500lm	1800lm	SLS2-9273225X-WW	
						50°	2500lm	1800lm	SLS2-9275025X-WW	
						3000K	28°	2700lm	1900lm	SLS2-9302825X-WW
							32°	2700lm	1900lm	SLS2-9303225X-WW
							50°	2700lm	1900lm	SLS2-9305025X-WW
						4000K	28°	2900lm	2000lm	SLS2-9402825X-WW
							32°	2900lm	2000lm	SLS2-9403225X-WW
							50°	2900lm	2000lm	SLS2-9405025X-WW



White Reflector

25 W	28 W	36 V	700 mA	90	2700K	28°	2500lm	1800lm	SLS2-9272825X-WG	
						32°	2500lm	1800lm	SLS2-9273225X-WG	
						50°	2500lm	1800lm	SLS2-9275025X-WG	
						3000K	28°	2700lm	1900lm	SLS2-9302825X-WG
							32°	2700lm	1900lm	SLS2-9303225X-WG
							50°	2700lm	1900lm	SLS2-9305025X-WG
						4000K	28°	2900lm	2000lm	SLS2-9402825X-WG
							32°	2900lm	2000lm	SLS2-9403225X-WG
							50°	2900lm	2000lm	SLS2-9405025X-WG



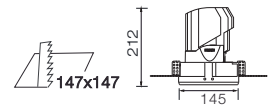
Gold Reflector

Code Remark: X=F(ON-OFF) X=P(Phase Dim) X=A(1-10V Dim) X=D(DALI Dim)

Trimless Version available




Trimless code for SLS2-9303225X-WM → SLS5-9303225X-WM



NEKO / SENSE 150 / S150R3

Wall Washer LED Downlight



25W CRI90
CRI80 2700K
3000K
4000K



UGR < 19

IP 20



CB

CE

UL US LISTED



ETL US



150

1-35mm Ceiling Thickness

212



Ø162

Ø150

212

Ø162

LED Power	System power	LED Voltage	LED Current	CRI	CCT	Beam	LED Output	System Output	Code
25 W	28 W	36 V	700 mA	80	2700K	Wall Washer	2700lm	1000lm	SLR3-827WW25X-WM
					3000K	Wall Washer	2900lm	1100lm	SLR3-830WW25X-WM
					4000K	Wall Washer	3100lm	1200lm	SLR3-840WW25X-WM
				90	2700K	Wall Washer	2500lm	900lm	SLR3-927WW25X-WM
					3000K	Wall Washer	2700lm	1000lm	SLR3-930WW25X-WM
					4000K	Wall Washer	2900lm	1100lm	SLR3-940WW25X-WM

Code Remark: X=F(ON-OFF) X=P(Phase Dim) X=A(1-10V Dim) X=D(DALI Dim)


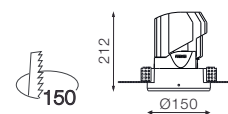


Matt Reflector

Trimless Version available




Trimless code for SLR3-930WW25X-WM → SLR6-930WW25X-WM




NEKO / SENSE 150 / S150S3

Wall Washer LED Downlight



25W CRI90 CRI80 2700K 3000K 4000K
 CITIZEN 50,000h@L80B10 UGR < 19 IP20 5 YEARS GUARANTEE CB CE UL LISTED US C-UL LISTED Intertek
 147x147 1-35mm Ceiling Thickness 212 159x159



LED Power	System power	LED Voltage	LED Current	CRI	CCT	Beam	LED Output	System Output	Code
25 W	28 W	36 V	700 mA	80	2700K	Wall Washer	2700lm	1000lm	SLS3-827WW25X-WM
						3000K Wall Washer	2900lm	1100lm	SLS3-830WW25X-WM
						4000K Wall Washer	3100lm	1200lm	SLS3-840WW25X-WM
90	2700K	Wall Washer	2500lm	900lm	SLS3-927WW25X-WM				
		3000K Wall Washer	2700lm	1000lm	SLS3-930WW25X-WM				
		4000K Wall Washer	2900lm	1100lm	SLS3-940WW25X-WM				

Code Remark: X=F(ON-OFF) X=P(Phase Dim) X=A(1-10V Dim) X=D(DALI Dim)

Trimless Version available



Trimless code for SLS3-930WW25X-WM → SLS6-930WW25X-WM

