



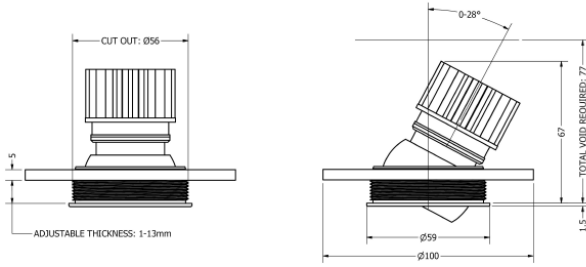
PHOS  
ENGINEERING LIGHT

## EYECONIC NEMO MINI TRIM ADJUSTABLE

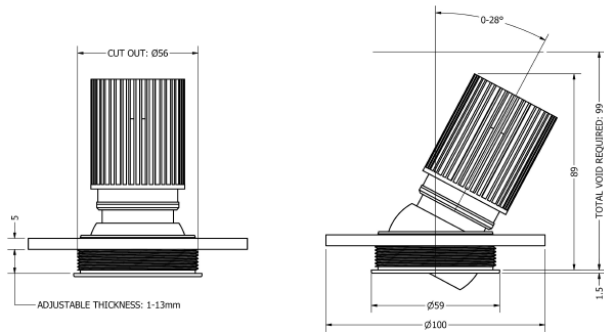
DIM TO WARM



6W



12W



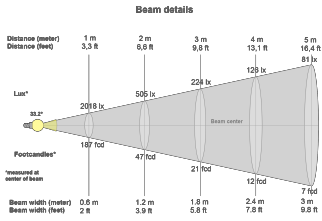
## TECHNICAL SPECIFICATIONS

CCT	18/2700K				
Wattage	6W			12W	
BeamAngle	20°	30°	50°	30°	50°
Luminaire Lumens (lm)	431	421	415	766	741
Circuit Watts (c/W)	7.8	7.8	7.7	13.3	13.2
LuminaireEfficacy (l/cW)	56	54	54	58	56
Luminance (Cd)	1824	1293	572	1931	1001
Light Source (Lm/W)	105	105	105	111	111
Engine (Lm/W)	73	73	73	85	85
Forward Volatage (Vf)	17	17	17	33.8	33.8
Current (mA)	350	350	350	350	350

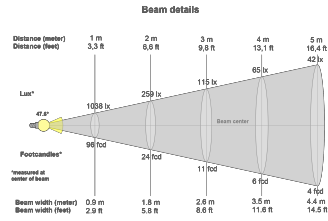
CCT	18/3000K				
Wattage	6W			12W	
BeamAngle	20°	30°	50°	30°	50°
Luminaire Lumens (lm)	462	436	442	792	759
Circuit Watts (c/W)	7.8	7.7	7.8	13.3	13.4
LuminaireEfficacy (l/cW)	59	56	57	60	57
Luminance (Cd)	2022	1380	613	2023	1039
Light Source (Lm/W)	110	110	110	117	117
Engine (Lm/W)	77	77	77	92	92
Forward Volatage (Vf)	17	17	17	33.8	33.8
Current (mA)	350	350	350	350	350

Binning	3 step MacAdams
CRI	90+
CRI	95+
TM-30-15	Rf87.23 - Rg105.55
Lumen Maintenance	LM80
Lifetime	50,000 hours
Dimming	Mains Dim, DALI, CASAMBI, 0-10V

## LIGHT CONES

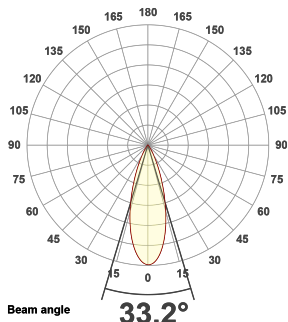


30°

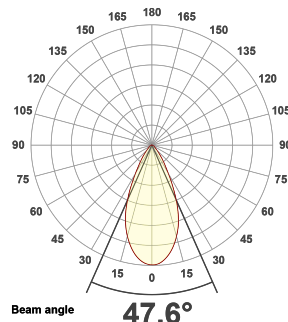


50°

## POLAR CURVES



30°



50°

## PART CODE BUILDER

Example Code: EY-TA-WT/WT/BT-DTW6-18-90-20-350

Family	Variant	Frame Finish	OuterBaffle Finish	InnerBaffle Finish	Engine	Power	CCT	CRI	Beam Angle	Driver Current
EY	TA	WT	WT	BT	DTW	6W	18/27K	90	20°	350mA
		BT	BT	*C		12W	18/30K	95	30°	
		*C	*C						50°	

Frame Example : FR-NM-MT-WT

Variant	Frame Finish
FR-NM-MT	WT
	B2

# REGENERATION FOR GENERATIONS



View ReGen Doc



**TAKE**

Sourcing material locally



**MAKE**

Responsible manufacture



**WASTE**

Lifetime duty of care





## EYECONIC & ECLIPSE TM66 RESULTS

Category	Points Scored	MAX Possible Points	Assessment
Product Design	111.0	134.0	3.3
Manufacturing	35.0	46.5	3.0
Materials	11.0	24.0	1.8
Ecosystem	36.0	43.0	2.2
Overall Performance	193.0	247.5	2.9
2.5 to 4.0	Excellent circularity		

TM65 Available upon request

*Embodied carbon in building services*

WE ENCOURAGE ALL FIXTURES TO BE RETURNED TO US SO WE CAN REGEN OR RECYCLE.



If a product has failed or has become EOL, we can arrange collection of the interchangeable light engines and associated drivers. Once received, we will review the engine to see if it can be **ReGenerated** or **recycled**.

If we can **ReGenerate** the light engine, we will only need to replace the faulty part of the fitting, which can then be restored to life, utilising all of our original optics and bezels.

If the unit is beyond the point of repair, we will ensure the raw material is always fully recycled. We encourage all fixtures to be returned to us so we can **ReGen** or **recycle**.



**ACCESSORIES**



Commissioning Tool  
ACCS-TOOL-M-BAFFLE



Wall Wash Removal Tool  
*Wall Wash ONLY*  
ACC-WW-TOOL



Snoot  
*Adjustable ONLY*  
ACCS-SHOOT



Force Springs  
*Mini Trim / Round & Square ONLY*  
CZ7SPRING-CTC



Trimless Bung  
*Trimless ONLY*  
ACCS-EY-BUNG

**INSERTS**



Softening Insert Recessed  
ACCS-RECESSED-SOFT



Softening Insert Flush  
ACCS-FLUSH-SOFT



Asymmetric Insert Recessed  
ACCS-RECESSED-ASYM



Asymmetric Insert Flush  
ACCS-FLUSH-ASYM



Elliptical Insert Recessed  
ACCS-RECESSED-10X60ELLIPTICAL



Elliptical Insert Flush  
ACCS-FLUSH-10X60ELLIPTICAL



Honeycomb Recessed  
ACCS-RECESSED-HCOMB



Honeycomb Flush  
ACCS-FLUSH-HCOMB



Colour Change Insert Recessed  
ACCS-RECESSED-FILTER18K  
ACCS-RECESSED-FILTER22K  
ACCS-RECESSED-FILTER24K  
ACCS-RECESSED-FILTER25K




Colour Change Insert Flush  
ACCS-FLUSH-FILTER18K  
ACCS-FLUSH-FILTER22K  
ACCS-FLUSH-FILTER24K  
ACCS-FLUSH-FILTER25K

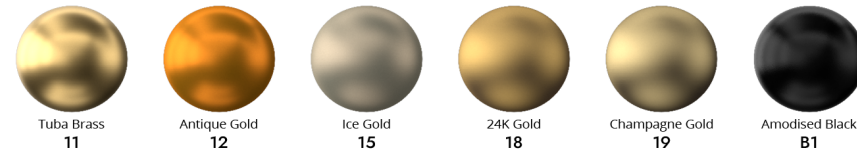
## FINISHES

Every element of your light can be finished in any of the options below, or RAL colour:

### PLATED (Interior ONLY)



### ANODISED (Interior ONLY)




### SPECIALITY PLATED (Interior ONLY)




### POWDER COAT (Interior & Exterior)



### METAL POWDER COAT (Interior & Exterior)



### MARINE GRADE (Interior, Exterior & Harsh Environment)



### SPECIALITY POWDER COAT (Interior & Exterior)

