



PHOS

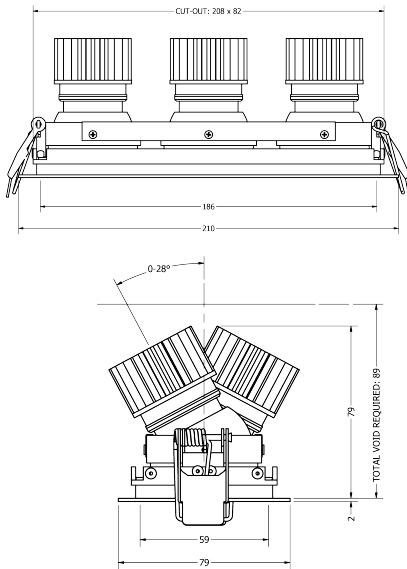
ENGINEERING LIGHT

EYECONIC TRIPLE RECESSED SQUARE ADJUSTABLE

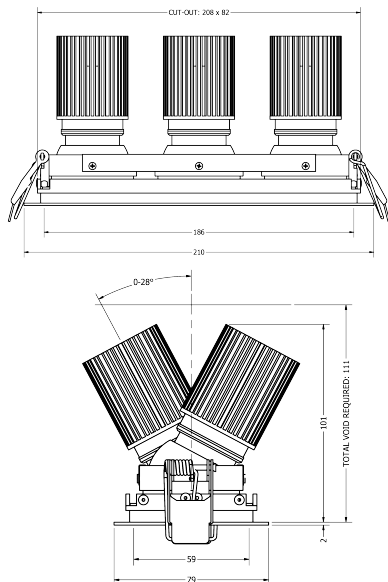
DIM TO WARM



6W



12W



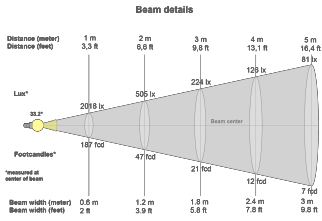
TECHNICAL SPECIFICATIONS

CCT	18/2700K					
Wattage	6W (X3)			12W (X3)		
BeamAngle	20°	30°	50°	30°	50°	
Luminaire Lumens (lm)	862	842	830	1532	1482	(X3)
Circuit Watts (c/W)	15.6	15.6	15.4	26.6	26.4	(X3)
LuminaireEfficacy (l/cW)	56	54	54	58	56	(X3)
Luminance (Cd)	3648	2586	1144	3862	2002	(X3)
Light Source (Lm/W)	105	105	105	111	111	(X3)
Engine (Lm/W)	73	73	73	85	85	(X3)
Forward Volatage (Vf)	17	17	17	33.8	33.8	(X3)
Current (mA)	350	350	350	350	350	(X3)

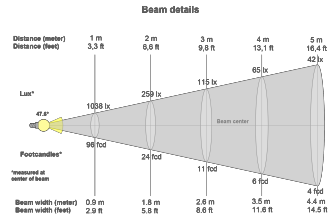
CCT	18/3000K					
Wattage	6W (X3)			12W (X3)		
BeamAngle	20°	30°	50°	30°	50°	
Luminaire Lumens (lm)	924	872	884	1584	1518	(X3)
Circuit Watts (c/W)	15.6	15.4	15.6	26.6	26.8	(X3)
LuminaireEfficacy (l/cW)	59	56	57	60	57	(X3)
Luminance (Cd)	4044	2760	1226	4046	2078	(X3)
Light Source (Lm/W)	110	110	110	117	117	(X3)
Engine (Lm/W)	77	77	77	92	92	(X3)
Forward Volatage (Vf)	17	17	17	33.8	33.8	(X3)
Current (mA)	350	350	350	350	350	(X3)

Binning	3 step MacAdams
CRI	90+
CRI	95+
TM-30-15	Rf87.23 - Rg105.55
Lumen Maintenance	LM80
Lifetime	50,000 hours
Dimming	Mains Dim, DALI, CASAMBI, 0-10V

LIGHT CONES

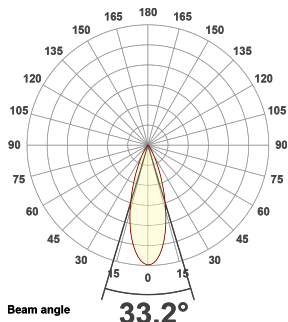


30°

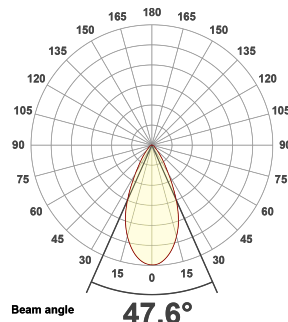


50°

POLAR CURVES



30°



50°

PART CODE BUILDER

Example Code: EY-RSQ3A-WT/WT/BT/WT/WT-DTW6-18-90-20-350

Family	Variant	Frame Finish	Bezel Finish	Socket Finish	OuterBaffle Finish	InnerBaffle Finish	Engine	Power	CCT	CRI	Beam Angle	Driver Current
EY	RSQ3A	WT	WT	BT	WT	WT	DTW	6W	18/27K	90	20°	350mA
		BT	BT	*C	BT	BT		12W	18/30K	95	30°	
		*C	*C		*C	*C					50°	

REGENERATION FOR GENERATIONS



View ReGen Doc



TAKE
Sourcing material locally



MAKE
Responsible manufacture



WASTE
Lifetime duty of care




EYECONIC & ECLIPSE TM66 RESULTS

Category	Points Scored	MAX Possible Points	Assessment
Product Design	111.0	134.0	3.3
Manufacturing	35.0	46.5	3.0
Materials	11.0	24.0	1.8
Ecosystem	36.0	43.0	2.2
Overall Performance	193.0	247.5	2.9
2.5 to 4.0	Excellent circularity		

TM65 Available upon request
Embodied carbon in building services


WE ENCOURAGE ALL FIXTURES TO BE RETURNED TO US SO WE CAN REGEN OR RECYCLE.



If a product has failed or has become EOL, we can arrange collection of the interchangeable light engines and associated drivers. Once received, we will review the engine to see if it can be **ReGenerated** or **recycled**.



If we can **ReGenerate** the light engine, we will only need to replace the faulty part of the fitting, which can then be restored to life, utilising all of our original optics and bezels.



If the unit is beyond the point of repair, we will ensure the raw material is always fully recycled. We encourage all fixtures to be returned to us so we can **ReGen** or **recycle**.

ACCESSORIES



Commissioning Tool
ACCS-TOOL-M-BAFFLE



Wall Wash Removal Tool
Wall Wash ONLY
ACC-WW-TOOL



Snoot
Adjustable ONLY
ACCS-SHOOT



Force Springs
Mini Trim / Round & Square ONLY
CZ7SPRING-CTC



Trimless Bung
Trimless ONLY
ACCS-EY-BUNG

INSERTS



Softening Insert Recessed
ACCS-RECESSED-SOFT



Softening Insert Flush
ACCS-FLUSH-SOFT



Asymmetric Insert Recessed
ACCS-RECESSED-ASYM



Asymmetric Insert Flush
ACCS-FLUSH-ASYM



Elliptical Insert Recessed
ACCS-RECESSED-10X60ELLIPTICAL



Elliptical Insert Flush
ACCS-FLUSH-10X60ELLIPTICAL



Honeycomb Recessed
ACCS-RECESSED-HCOMB



Honeycomb Flush
ACCS-FLUSH-HCOMB



Colour Change Insert Recessed
ACCS-RECESSED-FILTER18K
ACCS-RECESSED-FILTER22K
ACCS-RECESSED-FILTER24K
ACCS-RECESSED-FILTER25K




Colour Change Insert Flush
ACCS-FLUSH-FILTER18K
ACCS-FLUSH-FILTER22K
ACCS-FLUSH-FILTER24K
ACCS-FLUSH-FILTER25K


FINISHES

Every element of your light can be finished in any of the options below, or RAL colour:

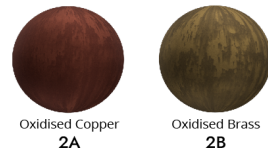
PLATED (Interior ONLY)



ANODISED (Interior ONLY)




SPECIALITY PLATED (Interior ONLY)




POWDER COAT (Interior & Exterior)



METAL POWDER COAT (Interior & Exterior)



MARINE GRADE (Interior, Exterior & Harsh Environment)



SPECIALITY POWDER COAT (Interior & Exterior)

