

# VI AVAI LED BOARD



Linear LED board  
Scheda LED lineare

**Dimmable** Dimmerabile  
108 LED / 56 cm

9W - 48V - CRI 95

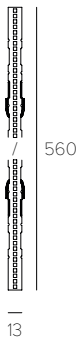
67000 2700K - 1080lm  
67001 3000K - 1152lm

13W - 48V - CRI 95

67010 2700K - 1512lm  
67011 3000K - 1656lm

17W - 48V - CRI 95

67020 2700K - 2016lm  
67021 3000K - 2088lm



Dimmable ON-OFF LED board module. Ideal for obtaining a continuous line of light in mono or double emission tracks. FR-4 PCB support. Power and signal pickup contacts with spring pusher. Photometric measure LETROH.com

Modulo schede LED ON-OFF dimmerabile. Ideale per ottenere una linea continua di luce nei binari a mono o doppia emissione. Supporto PCB in FR-4. Contatti di prelievo potenza e segnale con spintore a molla. Curve fotometriche LETROH.com

◆ IP20 CE Kg 0,30



Curved LED board  
Scheda LED curva

**Dimmable** Dimmerabile  
152 LED / 78 cm

12W - 48V - CRI 95

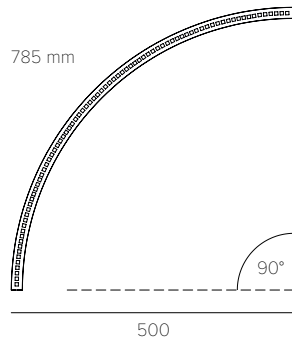
67100 2700K - 1440lm  
67101 3000K - 1640lm

16W - 48V - CRI 95

67110 2700K - 2310lm  
67111 3000K - 2460lm

24W - 48V - CRI 95

67120 2700K - 2880lm  
67121 3000K - 3280lm



Dimmable ON-OFF LED board module. Ideal for obtaining a continuous line of light in mono or double emission tracks. FR-4 PCB support. Power and signal pickup contacts with spring pusher. Photometric measure LETROH.com

Modulo schede LED ON-OFF dimmerabile. Ideale per ottenere una linea continua di luce nei binari a mono o doppia emissione. Supporto PCB in FR-4. Contatti di prelievo potenza e segnale con spintore a molla. Curve fotometriche LETROH.com

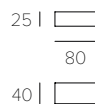
◆ IP20 CE Kg 0,20



Dimmer LED boards  
Dimmer schede LED

40215 Dimmer

INPUT 48V DC  
OUTPUT 48V DC



Single-channel dimmer for LED boards. Control inputs: PUSH, 0-10V, DALI. To be combined with 40210 / 40205 power supplies.

Dimmer monocanale per schede LED. Ingressi di controllo: PUSH, 0-10V, DALI. Da abbinare agli alimentatori 40210 / 40205.

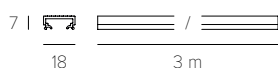
◆ IP20 CE Kg 0,15



**Satin opal diffuser**  
Diffusore opale satinato

16130 3 m

Light Transmission LT70  
Grado di trasmissione della luce LT70



Extruded polycarbonate, they close the electrified track at the level of the outermost profile. For mono and double emission tracks.

Estrusi in policarbonato, chiudono il binario elettrificato a livello del profilo più esterno. Per binari mono e doppia emissione.

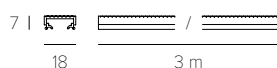
Kg 0,30 / 100 cm



**Prismatic diffuser**  
Diffusore prismaticizzato

16131 3 m

Unified Glare Rating not applicable.  
Grado anti-abbagliamento Dark non applicabile.



Extruded polycarbonate, they close the electrified track at the level of the outermost profile. For mono and double emission tracks.

Estrusi in policarbonato, chiudono il binario elettrificato a livello del profilo più esterno. Per binari mono e doppia emissione.

Kg 0.30 / 100 cm



**Dark diffuser**  
Diffusore Dark

16350 White Bianco  
16550 Black Nero

Unified Glare Rating applicable.  
Grado anti-abbagliamento Dark applicabile.



Dark lighting system composed of optics and diffuser.

Sistema di illuminazione Dark composto da ottica e diffusore.

Kg 0.26

LETROH Srl  
Via Cadorna 15  
20073 Opera [Milano] Italia  
[contact@letroh.com](mailto:contact@letroh.com)  
[letroh.com](http://letroh.com)

