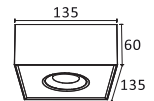


NEKO / SKYJOY Single SJSC

LED Ceiling Light
Incl. Phase Dim Driver



8W | CRI90 | 2700K | 36° | CITIZEN
50,000h@L80B10 | UGR <19 | IP20 | |



LED Power	System Power	LED Voltage	LED Current	CRI	CCT	Beam	LED Output	System Output	Code
7 W	8 W	35 V	200 mA	90	2700K	36°	750lm	580lm	SJSC-9273608P-WW

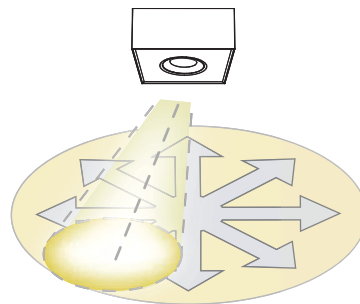
Code Remark: P=Phase Dim



7 W	8 W	35 V	200 mA	90	2700K	36°	750lm	580lm	SJSC-9273608P-BB
-----	-----	------	--------	----	-------	-----	-------	-------	------------------

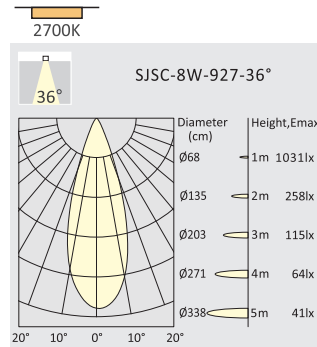
Code Remark: P=Phase Dim

Feature

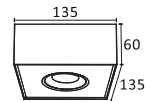


Tilt 25° in all direction (360°)

Light Distribution




10W CRI90 1800K-3000K Dim to Warm 36°  50,000h@L80B10 UGR <19 IP20  



LED Power	System Power	LED Voltage	LED Current	CRI	CCT	Beam	LED Output	System Output	Code
9 W	10 W	35 V	250 mA	90	1800K-3000K	36°	850lm	Max.650lm	SJSC-9D33610P-WW

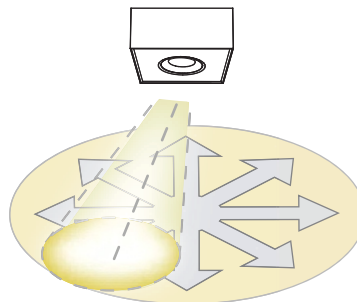
Code Remark: P=Phase Dim



9 W	10 W	35 V	250 mA	90	1800K-3000K	36°	850lm	Max.650lm	SJSC-9D33610P-BB
-----	------	------	--------	----	-------------	-----	-------	-----------	------------------

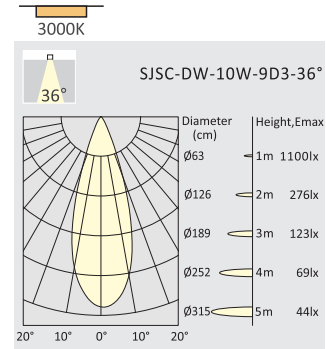
Code Remark: P=Phase Dim

Feature



Tilt 25° in all direction (360°)

Light Distribution



DIM to WARM

1800K

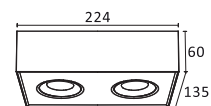
2700K

3000K



NEKO / SKYJOY Double SJDC

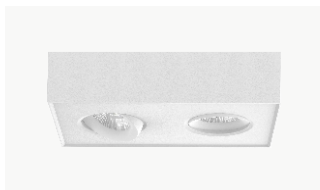
LED Ceiling Light
Incl. Phase Dim Driver



16W | CRI90 | 2700K | 36° | **CITIZEN** Micro-StreamTech | UGR <19 | IP20 | **5** YEAR GUARANTEE | **CE**

60,000h@L80B10

LED Power	System Power	LED Voltage	LED Current	CRI	CCT	Beam	LED Output	System Output	Code
14 W	16 W	35 V	400 mA	90	2700K	36°	1600lm	1300lm	SJDC-9273616P-WW



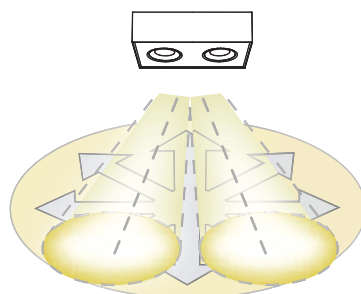
Code Remark: P=Phase Dim

14 W	16 W	35 V	400 mA	90	2700K	36°	1600lm	1300lm	SJDC-9273616P-BB
------	------	------	--------	----	-------	-----	--------	--------	------------------



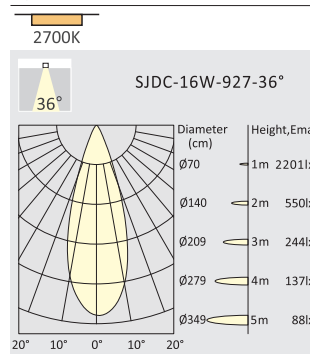
Code Remark: P=Phase Dim

Feature


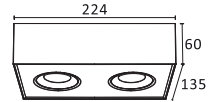


Tilt 25° in all direction (360°)

Light Distribution



20W | CRI90 | 1800K-3000K Dim to Warm | 36° | **bridgelux** 50,000h@L80B10 | UGR <19 | IP20 | **5** GUARANTEE | **CE**



LED Power	System Power	LED Voltage	LED Current	CRI	CCT	Beam	LED Output	System Output	Code
18 W	20 W	35 V	500 mA	90	1800K-3000K	36°	1700lm	Max.1300lm	SJDC-9D33620P-WW

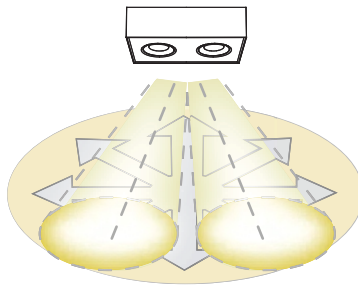
Code Remark: P=Phase Dim



18 W	20 W	35 V	500 mA	90	1800K-3000K	36°	1700lm	Max.1300lm	SJDC-9D33620P-BB
------	------	------	--------	----	-------------	-----	--------	------------	------------------

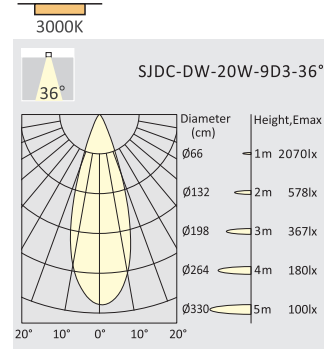
Code Remark: P=Phase Dim

Feature



Tilt 25° in all direction (360°)

Light Distribution



DIM to WARM

1800K

2700K

3000K

