


# ZETA

Robust In-ground Family with Powerful Optics

CE UK CA IK08 IP67 

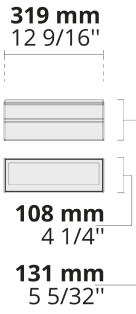


Multiple lengths, highly uniform light distribution, and hardwearing characteristics make the "walk-over" ZETA family stand out for facade washing applications in high-end architectural projects.

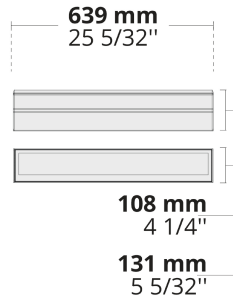
- 1 to 6 light distribution ratio with a uniform wall-wash effect (DYN)
- Equipped with HEPER's Dyno (DYN) module
- Superior glare management with hidden light source
- Easy installation with in-ground housing and IP rated connectors

Product code	Product name	Light distribution	Delivered lumens flux	Rated input power	Colour temperature	Control	Weight
LR9012.582-EN	ZETA 4 Dyno	[WW] 49x33°	793 - 930 lm	10 W	2700 K CRI 80, 3000 K CRI 80, 4000 K CRI 70, 4000 K CRI 80	On/Off, DALI	2.77 kg
LR9012.583-EN	ZETA 8 Dyno	[WW] 45x85°	1592 - 1866 lm	20 W	2700 K CRI 80, 3000 K CRI 80, 4000 K CRI 70, 4000 K CRI 80	On/Off, DALI	5.48 kg
LR9012.584-EN	ZETA 12 Dyno	[WW] 45x85°	2388 - 2799 lm	30 W	2700 K CRI 80, 3000 K CRI 80, 4000 K CRI 70, 4000 K CRI 80	On/Off, DALI	7.88 kg

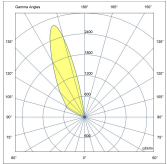
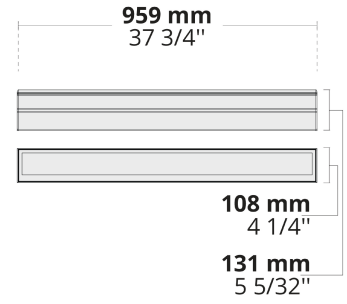
LR9012.582



LR9012.583



LR9012.584



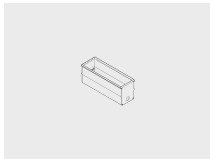
[WW]

Wall-wash

### Accessories (Included)

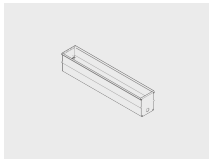
### Accessories (To be ordered separately)

Mounting accessories




**Aluminium case  
for ZETA 4 Dyno /  
MOLTO 2 Hybrid**  
007500582

Mounting accessories



**Aluminium case  
for ZETA 8 Dyno /  
MOLTO 4 Hybrid**  
007500618

Mounting accessories



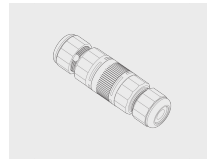
**Aluminium case  
for ZETA 12 Dyno /  
MOLTO 6 Hybrid**  
007500402

Mounting accessories



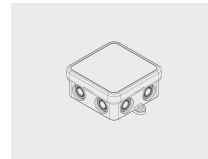
**Case removing  
vacuum**  
160404012

Mounting accessories



**Connector set - 5-  
pole**  
141407400

Mounting accessories



**Junction Box**  
141901135



[SS]

Stainless  
steel