



LED spotlight C1-mini-R-SL

part number: A400011

description:

LED spotlight for installation on light bar R-SL-16,
180° rotatable, 55° swivelling

housing colour:

aluminum anodised matte in black, silver, gold, champagne
(other surface finishing on request)

optics:

8°, 15°, 18°, 26°, 30°, 45°, 80°, 47°+25°, 40°+10°

light colour (+/- 100K):

~2,700K, ~3,000K, ~3,500K, ~4,000K, ~5,700K

high power LED, high CRI DIN EN 55015:2013,

lifetime 50,000 hours | basis of lifetime L80B10

protection class: IP 20, protection class III, CE,

UL Listed No. E506729 - low voltage LED luminaire

luminous flux (~3,000K | 30°):

~60 lm at ~1.0 W (60 lm/W)

~110 lm at ~2.0 W (55 lm/W)

power input: 12V DC (constant voltage)

allowed LED driver:

power supply of LPF, NPF or APV series by MeanWell
with constant voltage 12V DC, class 2
(other power supplies on request)

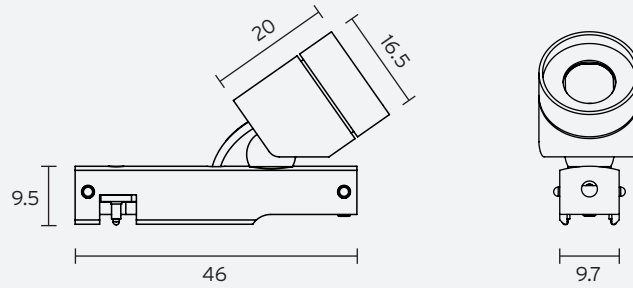
dimming: on board with dimming pen (incl.)

accessory: LED light bar R-SL-16

optional accessories:

honeycomb grid, anti-glare tube, inclined tube,
snoot (8°), light diffusion foil, barn doors,
zoom optic (9°-33°)

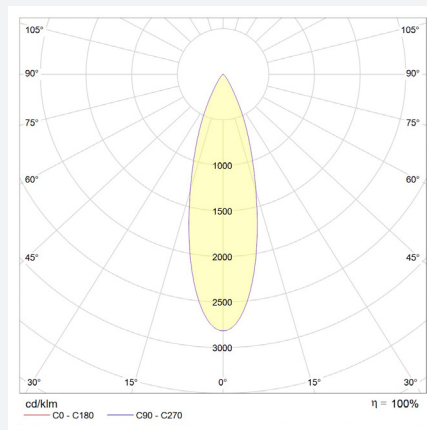
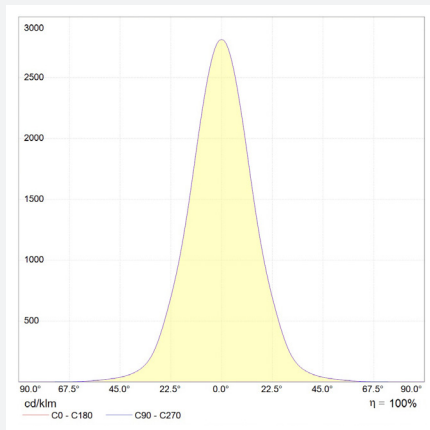
dimensions



specification in mm

photometry

for light colour ~3,000K | standard lens 30° | CRI typ. 97, R9 > 90, R12 > 90 | colour variation ≤ 3 SDCM



Sensor area

The sensor is located on the side of the cable entry in the lamp base. (Position depends on installation direction)

Dimming

Place the dimming pen in the sensor area. As soon as the green feedback LED lights up, the sensor is activated and the spotlight is dimmed. The dimming process stops by removing the pen. When the dimming pen is attached again, the dimming direction is changed. Your set dimming is automatically saved after approx. 5 - 10 seconds.

The dimming range is flicker-free adjustable from 100% to 10% in 256 steps. The spotlight is set to 100% at initial start-up.



technical changes reserved | July 2023