

0000H™ - CONTINUOUS RECESSED

Project Name:

Fixture Type:

Fixture Code:

Quantities:



0000H™ - CONTINUOUS RECESSED



0000H™ - CONTINUOUS RECESSED

0000H dazzles up traditional linear lighting concepts with an innovative louver system. An array of ellipses is incurved to conform to a tunnel-shaped profile creating a subtle aesthetic and sublime lighting effect. The louver system not only tempers the starkness of the commonly exposed diffuser and adds an enchanting decorative feature, but also offers visual comfort by minimizing glare. Behind the louver system is either the Comfort diffuser which provides a softer and even distribution of light, or an asymmetric which skews the light for brightening up walls or adding to the ambient light. Ooohh presents a simple way to transform a functional light into a luxurious design feature.

GENERAL SPECIFICATION

Body

Aluminum.

Diffuser

Opal acrylic.

Integral Emergency system

Emergency option provides a 1.5 hour (3 hours for EU) emergency lighting facility. The self contained system includes the inverter module, NiCad batteries, LED charge indicator and test switch (NA only). Not available with a 347V supply.

PoE

Can be integrated into your data network via Power over Ethernet (PoE) connectivity.

Reported L70 @25°C (77°F)

> 60,000 hrs @ 1300 lumens/ft (4300 lumens/m).

Delivered lumens

Delivered lumens & LPW based on 4000K CRI 80+

Design

US Pat. No. D969,395.

Finish

Powder coated.

Drivers

HPF electronic drivers for 120-277V, 347V (EU-240V).

Grid Ceilings

Dimensions are nominal for grid ceiling fixtures. Fixtures are designed to fit within standard grid ceiling systems.

BIOS

For circadian lighting, consult factory.

Estimated L70 @25°C (77°F)

> 149,000 hrs @ 1300 lumens/ft (4300 lumens/m).


Approvals

Damp Location (Indoor use only).


MOUNTING & OPTICS



Recessed




Direct DD1



Direct DD4



Bios



Declare



PoE

0000H™ - CONTINUOUS RECESSED

HOW TO ORDER

A. LUMINAIRE

HLNR1R Direct

.One power cord for every 50 linear feet.

B. LENGTH OF RUN

SFG _ _ _ _

Minimum length to order is 4ft and orders to be in 2ft increments.

Example: 4ft = SFG0400

Example: 10ft = SFG1000

Example: 50ft = SFG5000

C. MAX LENGTH PER SECTION

SL04 4ft

SL06 6ft

SL08 8ft

SL10 10ft

SL12 12ft

You can select the preferred maximum length per segment, to account for transportation and building constraints. Example: If a 40ft run is required and SL12 (12ft) is selected, we would provide 4 10ft segments. For special requirements, please contact sales@betacalco.com.

D. LOUVER

LV2 Black

LV3 White

LV4 Satin Chrome

LV6 Satin Gold

LV9 Satin Champagne

E. LM/FT

LPF020 200 lm/ft

LPF030 300 lm/ft

LPF040 400 lm/ft

LPF050 500 lm/ft

LPF060 600 lm/ft

LPF070 700 lm/ft

LPF080 800 lm/ft

LPF100 1000 lm/ft

LPF120 1200 lm/ft

LPF130 1300 lm/ft

Lumens/ft are determined by the color of the Louver. Consult website for available lumens/ft based on selected louver.

F. CRI

CR80 CRI 80+

CR90 CRI 90+

G. CCT

CTA30 3000K

CTA35 3500K

CTA40 4000K

H. DIFFUSER

DD1 Asymmetric diffuser¹

DD4 Comfort diffuser

¹ When standing at the end view of the profile on the side where the power cord is installed, the asymmetric beam will aim to the right.

I. VOLTAGE

V1 120/277V

V2 240V¹

V3 347V²

V4 Low Voltage³

¹ V2 not available in North America.

² V3 available with DA01 dimming only.

³ V4 available with DA45 dimming only.

0000H™ - CONTINUOUS RECESSED

J. DIMMING

DA01 0-10V Dimming 1.0%
DA30 DSI/switchDim ²

DA02 0-10V Dimming 0.1% ¹
DA45 PoE ³

DA20 DALI Dimming 0.1% ¹

DA21 DALI Dimming 1.0% ¹

¹ Not available with V3.

² Not available in North America.

³ Only available with V4.

K. CEILING TYPE & TRIM

RT1 Tegular ceiling ¹

RT2 T-Bar ceiling ²

RT3 Trimless ³

RT4 Trim ³

¹ Fixture designed to fit into a 9/16" or 15/16" standard tegular grid T-bar and through tile mount. Dimensions are nominal for grid ceiling fixtures. All fixture metalwork is white.

² Fixture designed to fit into a 9/16" or 15/16" standard grid T-bar and through tile mount. Dimensions are nominal for grid ceiling fixtures. All fixture metalwork is white.

³ Fixture designed for drywall ceilings. All fixture metalwork is white.

L. EMERGENCY

E0 Not required

E1 Emergency system - Integral

E3 Emergency generated circuit ¹

¹ A drawing will be required at time of ordering to determine the required number and location of the emergency sections or generator circuits. Not available in 347V.

M. CHICAGO PLENUM

CPO Not required

CP1 Chicago Plenum



0000H™ - CONTINUOUS RECESSED

TECHNICAL DATA

LUMINAIRE

.One power cord for every 50 linear feet.

Code	HLNR1R
Light Direction	Direct


LOUVER



Black



White



Satin Chrome



Satin Gold



Satin Champagne

APPROVALS



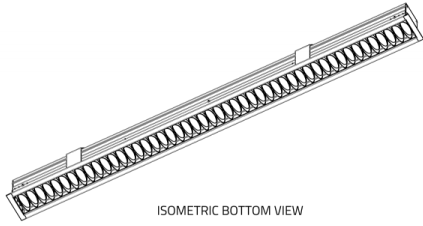
DAMP
LOCATION



IP20

0000H™ - CONTINUOUS RECESSED

DIMENSIONAL DIAGRAMS



Top View
(Asymmetric Light Direction)

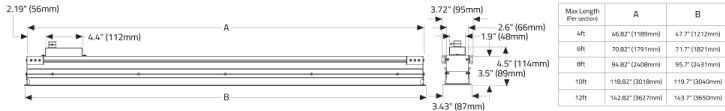


Grid Ceiling - Tegular ceiling

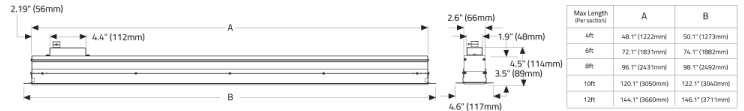


Max Length (Per sector)	A	B
4ft	66.82" (1696mm)	63.7" (1623mm)
6ft	70.82" (1795mm)	71.7" (1821mm)
8ft	94.82" (2408mm)	95.7" (2431mm)
10ft	118.82" (3018mm)	119.7" (3040mm)
12ft	142.82" (3627mm)	143.7" (3650mm)

Grid Ceiling - T-bar ceiling



Hard Ceiling - Trimless



Hard Ceiling - Trim

