

0000H RING™ - CEILING

Project Name:

Fixture Type:

Fixture Code:

Quantities:



0000H RING™ - CEILING



0000H RING™ - CEILING

0000H RING refashions the perennial classic ring with an innovative louver design. An array of ellipses is incurved with the profile to add a subtle aesthetic and create a sublime lighting effect. The louver system not only tempers the starkness of the commonly exposed diffuser and adds an enchanting decorative feature, but also offers visual comfort by minimizing glare. The injection-molded louvers come in 5 finishes: Black for the highest glare control, White for higher reflectance and performance, and for an interior design enhancement, satinized finishes Satin Chrome, Satin Gold, and Satin Champagne. **0000H RING** is also available with an acoustic panel in 6 finishes which adds another decorative dimension while offering sound-absorbing functionality.

GENERAL SPECIFICATION

Body

Aluminum.

Diffuser

Opal acrylic.

Remote Emergency

Provides a 1.5 hour (3 hours for EU) emergency lighting facility. The system includes the inverter module, NiCad batteries and a remote wall/ceiling LED charge indicator and test switch (NA only) Max. distance between wall/ceiling plate and luminaire is 15' (4.5m). Test switch fits a single gang box (not supplied).

Acoustic Panels NRC Rating

0.80.

Acoustic Panels Cass A fire Rating

ASTM E-84 material.

Delivered lumens

Delivered lumens & LPW based on 4000K CRI 80+.

Estimated L70 @25°C (77°F)

> 178,000 hrs @ 900 lumens/ft (3000 lumens/m).

Design

US Pat. No. D969,395.

Finish

Powder coated.

Drivers

HPF electronic drivers for 120-277V, 347V (EU-240V).

Mechanical

Luminaires mount directly over J box (by others).

Acoustic Panels Material

100% recycled polyester fiber (PET).

Acoustic Panels Thickness

12mm (0.5").

Reported L70 @25°C (77°F)

> 102,000 hrs @ 900 lumens/ft (3000 lumens/m).

Approvals

Damp Location (Indoor use only).


MOUNTING & OPTICS



Ceiling Direct



Acoustic



Direct

0000H RING™ - CEILING

HOW TO ORDER

A. LUMINAIRE

HLNP1C02 2ft, 5700 lms
HLNP1C06 6ft, 16700 lms

HLNP1C03 3ft, 8400 lms
HLNP1C07 7ft, 19100 lms

HLNP1C04 4ft, 11100 lms

HLNP1C05 5ft, 13900 lms

All data shown based on max values and white louver.

B. LOUVERS

LV2 Black
LV9 Satin Champagne

LV3 White

LV4 Satin Chrome

LV6 Satin Gold

C. LUMENS/FT

LPF020 200 lm/ft
LPF070 700 lm/ft

LPF030 300 lm/ft
LPF090 900 lm/ft

LPF040 400 lm/ft

LPF050 500 lm/ft

Lumens/ft are determined by the color of the Louver. Consult website for available lumens/ft based on selected louver.

D. CRI

CR80 CRI 80+

CR90 CRI 90+

E. CCT

CTA30 3000K

CTA35 3500K

CTA40 4000K

F. VOLTAGE

V1 120/277V

V2 240V¹

V3 347V²

¹ Not available in North America.

² Only available with DA01.

G. DIMMING (REMOTE ONLY)

DA01 0-10V Dimming 1.0%
DA30 DSI/switchDim²

DA02 0-10V Dimming 0.1%¹

DA20 DALI Dimming 0.1%¹

DA21 DALI Dimming 1.0%¹

All drivers are remote only.

¹ Not available with V3.

² Not available in North America.

H. FINISH

FA01 White
FA27 Wood grain - Light Cherry¹
FA46 Charcoal Metallic - Textured

FA02 Black Metallic - Textured
FA28 Wood grain - Dark Walnut¹
FA47 Bronze Metallic - Textured

FA20 Silver Metallic - Textured
FA44 Midnight Blue Metallic - Textured
FA52 Champagne Metallic

FA25 Gold Metallic
FA45 Copper Metallic
FA53 Red Metallic - Textured

¹ Longer than normal lead times may apply, consult factory.

I. ACOUSTIC PANEL COLOR

AP00 Not required
AP11 Light Gray

AP04 White
AP26 Sesame Gray

AP13 Apple Green
AP27 Black

AP22 Blue

Available up to 4ft diameter. Larger sizes available with visible seams, consult factory.



0000H RING™ - CEILING

J. EMERGENCY

E0 Not required

E2 Emergency system - Remote

K. CONTROLS

C0 Not required

C1 Encelium/Zigbee



0000H RING™ - CEILING

TECHNICAL DATA

LUMINAIRE

All data shown based on max values and white louver.

Code	HLNP1C02	HLNP1C03	HLNP1C04	HLNP1C05	HLNP1C06	HLNP1C07
Diameter	2ft	3ft	4ft	5ft	6ft	7ft
Light Direction	Direct	Direct	Direct	Direct	Direct	Direct
Wattage	51	75	101	124	149	168
Direct lms	5700	8400	11100	13900	16700	19100
Lms/Ft	900	900	900	900	900	900
LPW	113	112	110	112	112	113

LOUVERS



Black



White



Satin Chrome



Satin Gold



Satin Champagne

FIXTURE FINISH



White




Black Metallic -
Textured




Silver Metallic -
Textured




Gold Metallic



Wood grain - Light
Cherry¹



Wood grain - Dark
Walnut¹



Midnight Blue Metallic -
Textured




Copper Metallic




Charcoal Metallic -
Textured



Bronze Metallic -
Textured



Champagne Metallic



Red Metallic -
Textured

¹ Longer than normal lead times may apply, consult factory.


0000H RING™ - CEILING

ACOUSTIC PANEL COLOR

Not required



White



Apple Green




Blue



Light Gray



Sesame Gray



Black

Available up to 4ft diameter. Larger sizes available with visible seams, consult factory.

APPROVALS



DAMP
LOCATION

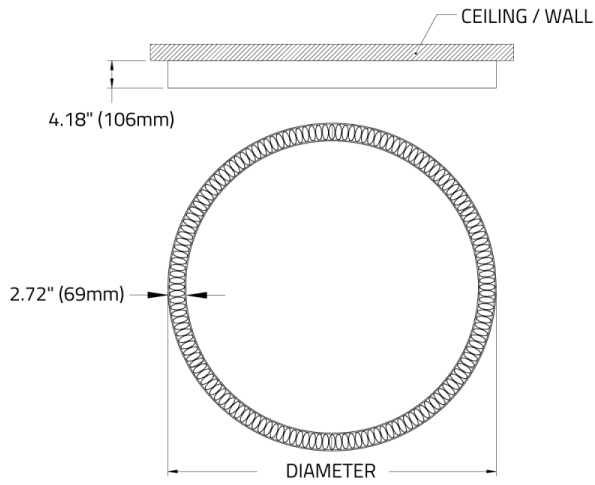


IP20



0000H RING™ - CEILING

DIMENSIONAL DIAGRAMS



Diameter	In (mm)
2ft	26.33" (669mm)
3ft	37.79" (960mm)
4ft	49.72" (1263mm)
5ft	61.72" (1568mm)
6ft	73.72" (1872mm)
7ft	85.72" (2177mm)

