

# Microline

14 x 14 Corner Dotless



## Body

Surface mounted LED system in extruded aluminium.  
Specific shape to fit in corners.  
Available in different length configurations starting from 35mm with increment of 30mm.  
Triangular section 14x14mm.

Mounting options:  
Integrated magnets for easy installation  
L mounting brackets.  
U mounting clips.

**\* Plastic free packaging.**

## Accessories

Mounting accessories included.  
Power extension cable Art. 2D58 to be ordered separately.

## Finish

Anodized black, white, brass polished, gold or aluminium finish. Other finish options available on request.

## LED sources

SMD.  
CRI: 93 & 97 | R9: >90 | CCT: 1800K, 2200K, 2400K, 2700K, 3000K, 3500K, 4000K.  
3-Step MacAdam.  
Other CRI and CCT options available on request.

## Optic

Extra Wide Beam Angle.  
Opal Rigid Diffuser (RD).

## Driver

Driver not included to be ordered separately.  
Work with 24V Constant Voltage Driver positioned remotely.

## Applications

Miniature linear light for showcase and under cabinet diffuse illumination. Its peculiar shape allow it to fit in corners illuminating the surface from a 45 degree angle.  
Application areas: Retail, cabinet displays, showcases, jewelry displays, residential, restaurants, museums.

## Related Products

**Microline  
14 x 14  
Dotless**



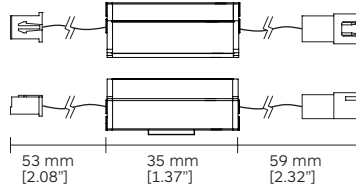
**Microline  
14 x 14  
Chain  
Dotless**



# Microline 14 x 14 Corner Dotless | 20W/m | G459

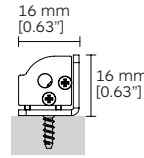


Min. L= 35mm (1.37")

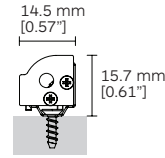


Mounting options

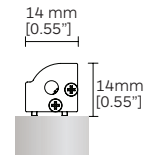
With magnet L bracket



With mounting clip



With magnet



Max. L= 2015mm (79.33")

Increment: 30mm (1.18")

## Available length codes <sup>1</sup>

LED Power	Length code	Length in mm	Length in inches	Nominal Lumen	LED Power	Length code	Length in mm	Length in inches	Nominal Lumen	LED Power	Length code	Length in mm	Length in inches	Nominal Lumen
0.60W	<b>0035</b>	35	1.38	70 lm	14.40W	<b>0725</b>	725	28.54	1680 lm	28.20W	<b>1415</b>	1415	55.71	3290 lm
1.20W	<b>0065</b>	65	2.56	140 lm	15.00W	<b>0755</b>	755	29.72	1750 lm	28.80W	<b>1445</b>	1445	56.89	3360 lm
1.80W	<b>0095</b>	95	3.74	210 lm	15.60W	<b>0785</b>	785	30.91	1820 lm	29.40W	<b>1475</b>	1475	58.07	3430 lm
2.40W	<b>0125</b>	125	4.92	280 lm	16.20W	<b>0815</b>	815	32.09	1890 lm	30.00W	<b>1505</b>	1505	59.25	3500 lm
3.00W	<b>0155</b>	155	6.10	350 lm	16.80W	<b>0845</b>	845	33.27	1960 lm	30.60W	<b>1535</b>	1535	60.43	3570 lm
3.60W	<b>0185</b>	185	7.28	420 lm	17.40W	<b>0875</b>	875	34.45	2030 lm	31.20W	<b>1565</b>	1565	61.61	3640 lm
4.20W	<b>0215</b>	215	8.46	490 lm	18.00W	<b>0905</b>	905	35.63	2100 lm	31.80W	<b>1595</b>	1595	62.80	3710 lm
4.80W	<b>0245</b>	245	9.65	560 lm	18.60W	<b>0935</b>	935	36.81	2170 lm	32.40W	<b>1625</b>	1625	63.98	3780 lm
5.40W	<b>0275</b>	275	10.83	630 lm	19.20W	<b>0965</b>	965	37.99	2240 lm	33.00W	<b>1655</b>	1655	65.16	3850 lm
6.00W	<b>0305</b>	305	12.01	700 lm	19.80W	<b>0995</b>	995	39.17	2310 lm	33.60W	<b>1685</b>	1685	66.34	3920 lm
6.60W	<b>0335</b>	335	13.19	770 lm	20.40W	<b>1025</b>	1025	40.35	2380 lm	34.20W	<b>1715</b>	1715	67.52	3990 lm
7.20W	<b>0365</b>	365	14.37	840 lm	21.00W	<b>1055</b>	1055	41.54	2450 lm	34.80W	<b>1745</b>	1745	68.70	4060 lm
7.80W	<b>0395</b>	395	15.55	910 lm	21.60W	<b>1085</b>	1085	42.72	2520 lm	35.40W	<b>1775</b>	1775	69.88	4130 lm
8.40W	<b>0425</b>	425	16.73	980 lm	22.20W	<b>1115</b>	1115	43.90	2590 lm	36.00W	<b>1805</b>	1805	71.06	4200 lm
9.00W	<b>0455</b>	455	17.91	1050 lm	22.80W	<b>1145</b>	1145	45.08	2660 lm	36.60W	<b>1835</b>	1835	72.24	4270 lm
9.60W	<b>0485</b>	485	19.09	1120 lm	23.40W	<b>1175</b>	1175	46.26	2730 lm	37.20W	<b>1865</b>	1865	73.43	4340 lm
10.20W	<b>0515</b>	515	20.28	1190 lm	24.00W	<b>1205</b>	1205	47.44	2800 lm	37.80W	<b>1895</b>	1895	74.61	4410 lm
10.80W	<b>0545</b>	545	21.46	1260 lm	24.60W	<b>1235</b>	1235	48.62	2870 lm	38.40W	<b>1925</b>	1925	75.79	4480 lm
11.40W	<b>0575</b>	575	22.64	1330 lm	25.20W	<b>1265</b>	1265	49.80	2940 lm	39.00W	<b>1955</b>	1955	76.97	4550 lm
12.00W	<b>0605</b>	605	23.82	1400 lm	25.80W	<b>1295</b>	1295	50.98	3010 lm	39.60W	<b>1985</b>	1985	78.15	4620 lm
12.60W	<b>0635</b>	635	25.00	1470 lm	26.40W	<b>1325</b>	1325	52.17	3080 lm	40.20W	<b>2015</b>	2015	79.33	4690 lm
13.20W	<b>0665</b>	665	26.18	1540 lm	27.00W	<b>1355</b>	1355	53.35	3150 lm					
13.80W	<b>0695</b>	695	27.36	1610 lm	27.60W	<b>1385</b>	1385	54.53	3220 lm					

Code ordering example: **G 4 5 9 0 0 3 5 - 9 7 2 7 RD 0 0 1 0**

	Product code*	Length code***	>CRI	CCT**	LED Power	Nominal Lumen	Diffuser	Light Source Code	Finish		
Microline 14 x 14 Corner Dotless	<b>G459</b>	Min. <b>0035</b> : Max. <b>2015</b>	<b>97</b>	<b>27</b> 2700K	20W/m	2090 lm/m	<b>RD</b>	<b>00</b>	<b>10</b> ■ Black		
				<b>30</b> 3000K		2322 lm/m			<b>11</b> □ White		
				<b>35</b> 3500K		2322 lm/m			<b>28</b> ■ Brass Polished		
				<b>40</b> 4000K		2355 lm/m			<b>35</b> ■ Gold		
				<b>93</b>		<b>18</b> 1800K			1360 lm/m	<b>1Y</b>	<b>70</b> ■ Aluminium
						<b>22</b> 2200K			1791 lm/m		
						<b>24</b> 2400K			1891 lm/m		

### Notes:

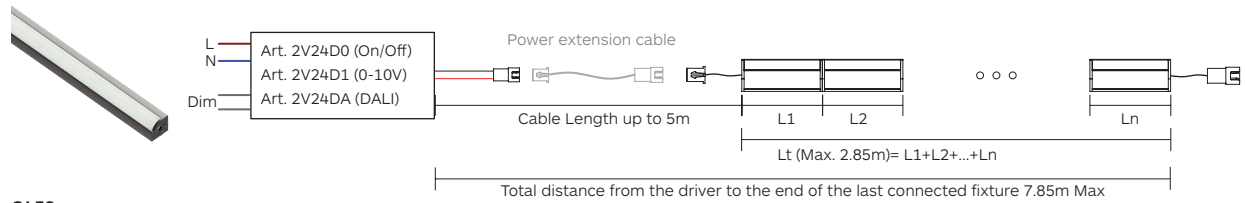
<sup>1</sup> Information in the chart above is related to 3000K LED.

# Driver Options

## Constant Voltage

**Microline 14 x 14 Corner Dotless**

2V24 Constant Voltage LED Driver. 1 Driver for Maximum 2.85m long fixtures.



**G459**

Power extension cable. Art. **2D58**. 1m (if necessary).

Vin= 90~305V AC 50/60Hz  
 Vout= 24VDC 2.5A 60W Max.  
 Dimensions: 150x53x35mm  
 IP20