

Microline

10 x 6 Dotless



Body

Surface mounted modular LED system in extruded aluminium.
Available in different length configurations starting from 60mm with increment of 45mm.
Section 10x6mm.

Mounting options:
U mounting clips.

*** Plastic free packaging.**

Accessories

Mounting accessories included.
Power extension cable Art. 2D58 to be ordered separately.

Finish

Anodized black, white, brass polished, gold or aluminium finish. Other finish options available on request.

LED sources

SMD.
CRI: 97 | R9: >90 | CCT: 2700K, 3000K, 3500K, 4000K.
3-Step MacAdam.
Other CRI and CCT options available on request.

Optic

Extra Wide Beam Angle.
Opal Rigid Diffuser (RD).

Driver

Driver not included to be ordered separately.
Work with 24V Constant Voltage Driver positioned remotely.

Applications

Miniature linear light with a disappearing look delivers an homogenous and diffuse light effect, making it the ideal product for showcase and under cabinet illumination.
Application areas: Retail, cabinet displays, showcases, jewelry displays, residential, restaurants, museums.

Related Products

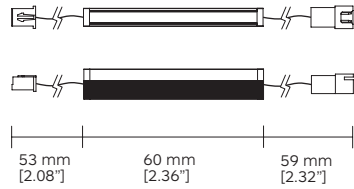
Microline
9 x 8
Dotless



Microline 10 x 6 Dotless | 16W/m | G460



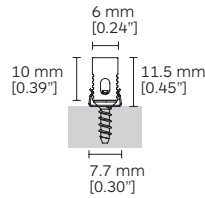
Min. L= 60mm (2.36")



Max. L= 1995mm (78.54")

Mounting options

With mounting U clip



Increment: 45mm (1.77")

Available length codes ¹

LED Power	Length code	Length in mm	Length in inches	Nominal Lumen	LED Power	Length code	Length in mm	Length in inches	Nominal Lumen
0.72W	0060	60	2.36	85 lm	17.28W	1095	1095	43.11	1555 lm
1.44W	0105	105	4.13	149 lm	18.00W	1140	1140	44.88	1619 lm
2.16W	0150	150	5.90	213 lm	18.72W	1185	1185	46.65	1683 lm
2.88W	0195	195	7.67	277 lm	19.44W	1230	1230	48.42	1747 lm
3.60W	0240	240	9.44	341 lm	20.16W	1275	1275	50.19	1810 lm
4.32W	0285	285	11.22	405 lm	20.88W	1320	1320	51.96	1874 lm
5.04W	0330	330	12.99	469 lm	21.60W	1365	1365	53.74	1938lm
5.76W	0375	375	14.76	532 lm	22.32W	1410	1410	55.51	2002 lm
6.48W	0420	420	16.53	596 lm	23.04W	1455	1455	57.28	2066 lm
7.20W	0465	465	18.30	660 lm	23.76W	1500	1500	59.05	2130 lm
7.92W	0510	510	20.07	724 lm	24.48W	1545	1545	60.82	2194 lm
8.64W	0555	555	21.85	788 lm	25.20W	1590	1590	62.59	2258 lm
9.36W	0600	600	23.62	852 lm	25.92W	1635	1635	64.37	2322 lm
10.08W	0645	645	25.39	916 lm	26.64W	1680	1680	66.14	2386 lm
10.80W	0690	690	27.16	980 lm	27.36W	1725	1725	67.91	2449 lm
11.52W	0735	735	28.93	1044 lm	28.08W	1770	1770	69.68	2513 lm
12.24W	0780	780	30.70	1108 lm	28.80W	1815	1815	71.45	2577 lm
12.96W	0825	825	32.48	1171 lm	29.52W	1860	1860	73.22	2641 lm
13.68W	0870	870	34.25	1235 lm	30.24W	1905	1905	75.00	2705 lm
14.40W	0915	915	36.02	1299 lm	30.96W	1950	1950	76.77	2769 lm
15.12W	0960	960	37.79	1363 lm	31.68W	1995	1995	78.54	2833 lm
15.84W	1005	1005	39.56	1427 lm					
16.56W	1050	1050	41.33	1491 lm					

Code ordering example: **G 4 6 0 0 0 6 0 - 9 7 2 7 R D 0 0 1 0**

	Product code*	Length code***	Light Source	Min. >CRI	CCT**	LED Power	Nominal Lumen	Diffuser	Driver Options	Finish
Microline 10 x 6 Dotless	G460	Min. 0060	LED	97	27 2700K	16W/m	1420 lm/m	RD	00 No Driver	10 ■ Black
		⋮			30 3000K					11 □ White
		Max. 1995			35 3500K					28 ■ Brass Polished
					40 4000K					35 ■ Gold
										70 ■ Aluminium

Notes:

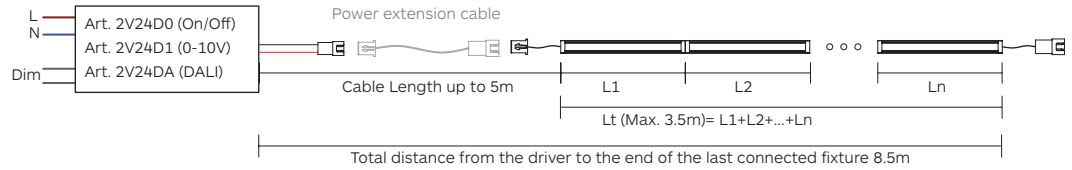
¹ Information in the chart above is related to 3000K LED.

Driver Options

Constant Voltage

Microline 10 x 6 Dotless

2V24 Constant Voltage LED Driver. 1 Driver for Maximum 3.5m long fixtures.



G460

Power extension cable. Art. **2D58**. 1m (if necessary).

Vin= 90~305V AC 50/60Hz
 Vout= 24VDC 2.5A 60W Max.
 Dimensions: 150x53x35mm
 IP67