

Punchline

Designed by Punctuelle Studio, Paris 2019



An innovative, multi-functional linear lighting solution. This small and discreet luminaire for under-shelf applications in museums, retail and/or hospitality, combines high performance, miniature Adjustable LED spots together with uniform diffused ambient lighting.

The LED spots and diffused light stripe can be controlled separately, enabling the user to select and switch between a spot light effect or a diffused lighting effect or a combination of both. (Patent Pending).

Each module of LED spot can be switch on or off using the on board switch.

Each 2 LED spots module can be adjusted individually for maximizing visual display of the showcased products.

Different CCT options are available. Specifier can select a different CCT for LED spots and for diffused stripe light.

Body

Surface mounted LED system in extruded aluminium.
Available in different length configurations starting from 70mm with increment of 60mm. Section 970mm.
UL version available.

Mounting options:
Adjustable clips.
U mounting clips.

*** Plastic free packaging.**

Accessories

Mounting accessories included.
Extension cable Art. 2E46 to be ordered separately.

Finish

Anodized black or aluminium finish.

LED sources

Combination of 2 types of LEDs

Spot Light, High Power LED. CRI: 97 | R9: >90. 3-Step MacAdam.

Stripe Light, SMD LED. CRI: 97 | R9: >90. 3-Step MacAdam.
CCT: 2700K, 3000K, 3500K, 4000K.

Other CRI and CCT options available on request.

A Combination of 2 CCTs is available.

Optic

Spot Light - Lens.

Beam angle: 21° / 29° / elliptical (22° x 47°).

Stripe Light - Opal diffuser.

Extra wide beam angle.

Driver

Remote driver - Not included.

2F66DC - 2ch Casambi controlled driver 90-305VAC input.

2F66DA - 2ch DALI dimmable driver 90-305VAC input.

2F66D1 - 2ch 0-10V dimmable driver 90-305VAC input.


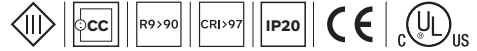
See page 112 for further information.

Applications

Miniature linear light. Delivers two types of light effects - a homogenous, diffused light effect together with adjustable spot light. An ideal solution for display showcase, under-shelf and under cabinet illumination.

Application areas: Retail, cabinet displays, showcases, jewelry displays, residential, restaurants, museums.

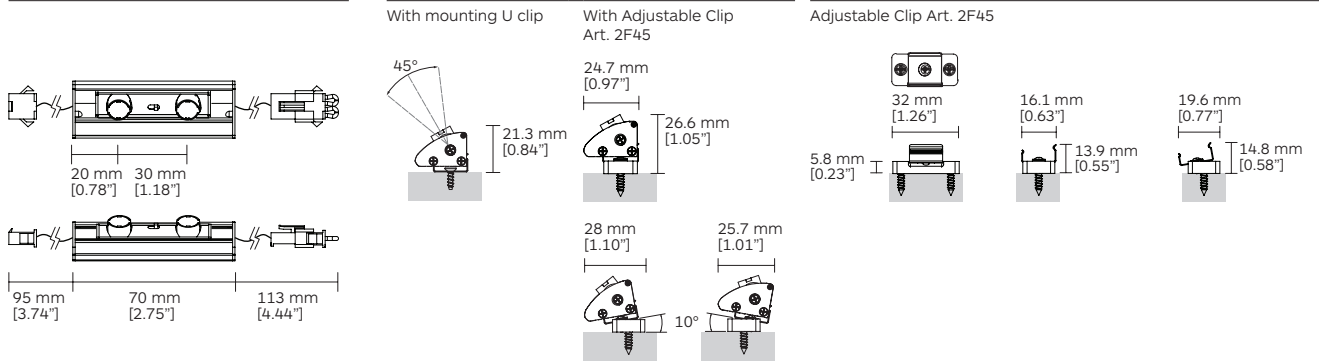
Punchline



Min. L= 70mm (2.75")

Mounting options

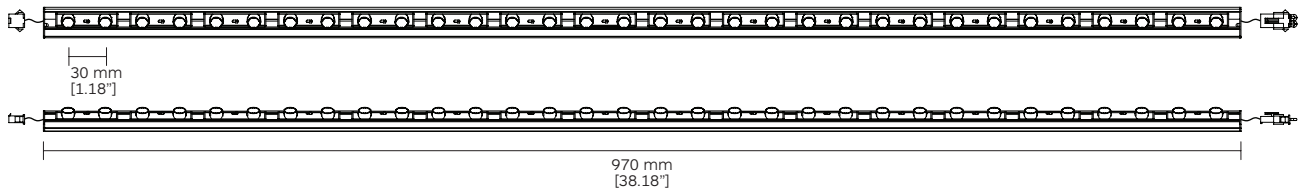
Accessories



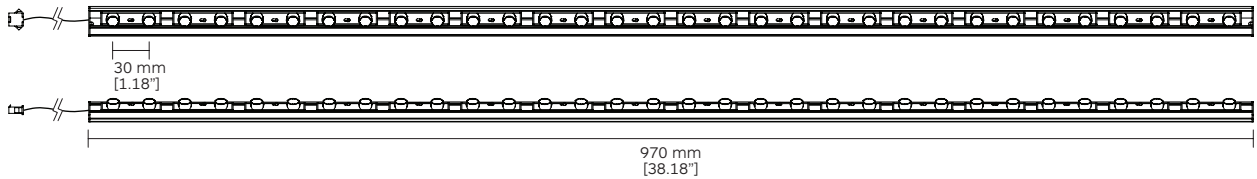
Max. L= 970mm (38.18")

Increment: 60mm (2.36")

G467



G471



Code ordering example: **G 4 6 7 0 0 7 0 . 9 7 2 7 2 7 2 1 1 0**

	Product code*	Length code**	Light Source	>CRI	CCT*** for Spot Light	LED Power	Nominal Lumen	CCT*** for Stripe Light	Beam angle (BA°)	Finish
Punchline	G467	Min. 0070	LED	97	27 2700K	Up to 37.3W/m	Up to 5212 lm/m	27 2700K	21 / 29 / EL	10 ■ Black
Min & Max. Length	G471	⋮			30 3000K			30 3000K		70 ■ Aluminium
		Max. 0970			35 3500K			35 3500K		
					40 4000K			40 4000K		

Recommended Driver: Driver to be ordered separately. Work with 400mA x 2ch Constant Current LED Driver positioned remotely. Suggested Driver: 2F66DC, 2F66DA, 2F66D1. Please see page 112 for further information.

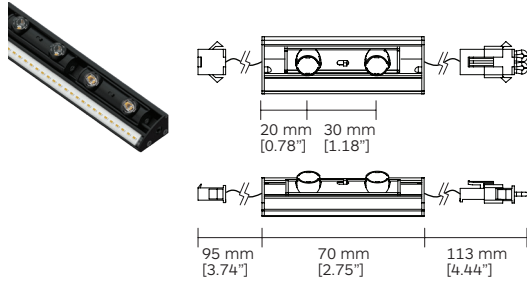
Notes:

*EL = Elliptical Beam (22° x 47°).
UL version available.

Complete Length Codes List

Punchline | Up to 37.3W/m | G467 & G471

Min. L= 70mm (2.75")



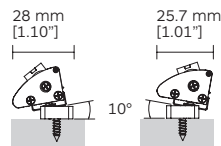
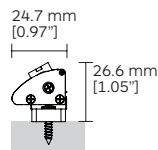
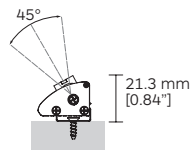
Max. L= 970mm (38.18")

Increment: 60mm (2.36")

Mounting options

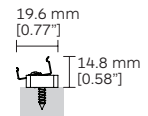
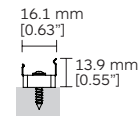
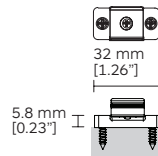
With mounting U clip

With Adjustable Clip Art. 2F45



Accessories

Adjustable Clip Art. 2F45



Available length codes

Length code	Length in mm	Length in inches	No. of LEDs		LED Power		Nominal Lumen		Length code	Length in mm	Length in inches	No. of LEDs		LED Power		Nominal Lumen	
			Spot	Stripe	Spot	Stripe	Spot	Stripe				Spot	Stripe	Spot	Stripe	Spot	Stripe
0070	70	2.75	2	13	1.12W 1.14W	154 lm 162 lm	0550	550	21.65	18	117	10.08W 10.26W	1386 lm 1458 lm				
0130	130	5.11	4	26	2.24W 2.28W	308 lm 324 lm	0610	610	24.01	20	130	11.2W 11.4W	1540 lm 1620 lm				
0190	190	7.48	6	39	3.36W 3.42W	462 lm 486 lm	0670	670	26.37	22	143	12.32W 12.54W	1694 lm 1782 lm				
0250	250	9.84	8	52	4.48W 4.56W	616 lm 648 lm	0730	730	28.74	24	156	13.44W 13.68W	1848 lm 1944 lm				
0310	310	12.20	10	65	5.6W 5.7W	770 lm 810 lm	0790	790	31.10	26	169	14.56W 14.82W	2002 lm 2106 lm				
0370	370	14.56	12	78	6.72W 6.84W	924 lm 972 lm	0850	850	33.46	28	182	15.68W 15.96W	2156 lm 2268 lm				
0430	430	16.92	14	91	7.84W 7.98W	1078 lm 1134 lm	0910	910	35.82	30	195	16.8W 17.1W	2310 lm 2430 lm				
0490	490	19.29	16	104	8.96W 9.12W	1232 lm 1296 lm	0970	970	38.18	32	208	17.92W 18.24W	2464 lm 2592 lm				

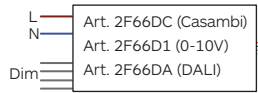
Notes:

¹ Information in the chart above is related to 4000K LED.

Driver Options

Constant Current

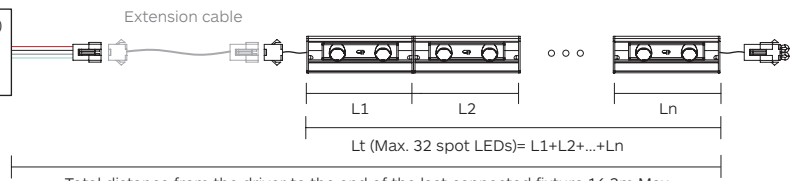
Punchline



V_{in} = 90-305VAC 50/60Hz
 I_{out} = 2x400mA V = 8-55V
 P = 50W Max. 2x25W.
 Dimensions: 213x92x43mm

G467 / G471

2F66 Constant Current 2channel LED Driver. 1 Driver can drive 190-970mm length.



Total distance from the driver to the end of the last connected fixture 16.3m Max

Extension cable. Art. **2E46**. 1m (if necessary).