


Cobra Infinito Flex

Designed by Ponctuelle



Body

Surface-mounted modular system in extruded aluminum. Available in different length configurations based on a 54mm link (2 LED per link) with a 60mm increment. Section 28.5x30mm. Its flexible structure maintains a constant 30mm pitch between the LED.

Mounting options:
U mounting clips.

Plastic free packaging.

Accessories

Mounting accessories included.
Honeycomb Art. 2F76, Louvre Art 2F75 to be ordered separately.
Power extension cable Art. 2E46 to be ordered separately.

Finish

Anodized black, white, brass polished, or gold finish. Other finish options are available on request.

LED sources

Power LED. CRI: 90 | R9: >50
CCT: 2700K, 3000K, 3500K, 4000K.
3-Step MacAdam.
Other CRI and CCT options are available on request.

Optic

Lens.
Beam angle: 10° / 17° / 29° / elliptical (15° x 50°).
Wallwasher optics.

Driver

Each Cobra Flex fixture comes with dimmable integrated 48V DCDC driver. Works with integrated power supply positioned remotely.
Power Supply not included, to be ordered separately.

Applications

Ideal for indirect cove illumination, it creates a wall grazing effect for columns and curved architectonic surfaces. Its flexible structure maintains a constant pitch between LED, ensuring continuous illumination without any shadows or dark areas. Application areas: Cove light, wallwash, residential, hospitality, restaurants, and museums.

Related Products

Cobra Flex 

Cobra Linealuce 

Cobra Flex Chain 

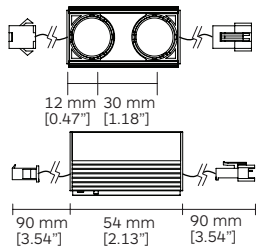
Cobra Infinito 

Cobra Infinito Flex | G484

Cobra Infinito
Flex

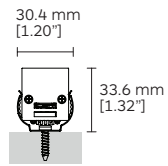


Min. L= 54mm (2 x LED) 1 Link



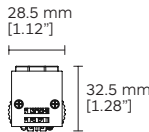
Mounting options

With mounting U clip

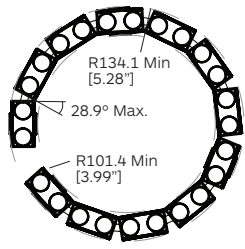
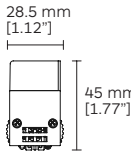


Accessories

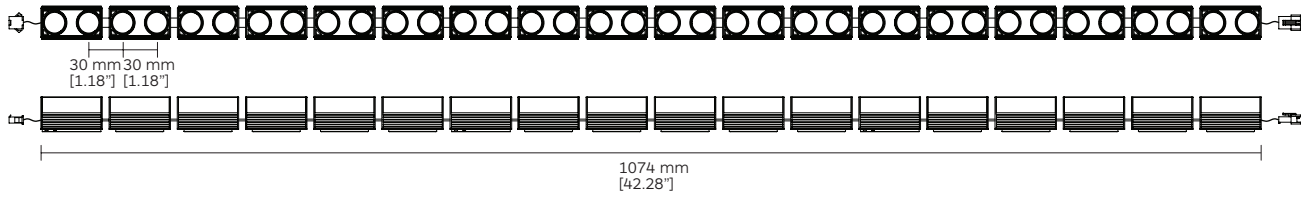
Honeycomb Art. 2F76



Louvre Art. 2F75



Max. L= 1074mm (36 x LED) 18 Links Max.



Available length codes ¹

No. of Links	LED Power	Length code	Length in mm	Length in inches	Nominal Lumen	No. of Links	LED Power	Length code	Length in mm	Length in inches	Nominal Lumen
1	2.9W	0054	54	2.12	354 lm	10	29W	0594	594	23.38	3540 lm
2	5.8W	0114	114	4.48	708 lm	11	31.9W	0654	654	25.74	3894 lm
3	8.7W	0174	174	6.85	1062 lm	12	34.8W	0714	714	28.11	4248 lm
4	11.6W	0234	234	9.21	1416 lm	13	37.7W	0774	774	30.47	4602 lm
5	14.5W	0294	294	11.57	1770 lm	14	40.6W	0834	834	32.83	4956 lm
6	17.4W	0354	354	13.93	2124 lm	15	43.5W	0894	894	35.19	5310 lm
7	20.3W	0414	414	16.29	2478 lm	16	46.4W	0954	954	37.55	5664 lm
8	23.2W	0474	474	18.66	2832 lm	17	49.3W	1014	1014	39.92	6018 lm
9	26.1W	0534	534	21.02	3186 lm	18	52.2W	1074	1074	42.28	6372 lm

Code ordering example: **G 4 8 4 0 0 5 4 . 9 0 2 7 1 0 4 D 1 0**

	Product code*	Length code	>CRI	CCT**	LED Power	Nominal Lumen	Beam angle (BA°)	Driver Options	Finish
Cobra Infinito Flex Min & Max. Length	G484	Min. 0054	90	27 2700K	1.45W/LED	177lm/LED	10 / 17 / 29 / EL / WW	4D 48VDC dimmable	10 ■ Black
		⋮		30 3000K					11 □ White
		Max. 1074		35 3500K					28 ■ Brass Polished
				40 4000K					35 ■ Gold

Notes:

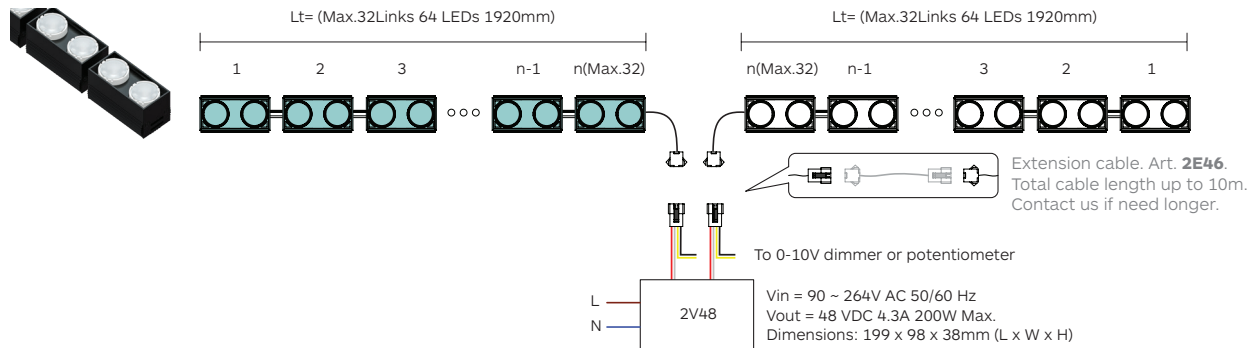
¹ Information in the chart above is related to 3000K LED.

Driver Options

Constant Voltage



Cobra Infinito Flex

2V48 Constant Voltage Driver. 1 Driver have 2 outlets, 1 outlet can drive 2-64LEDs, about 1920mm Max.



G484

Accessories

		
Product / Accessories	Honeycomb	Louvre
	Colour 10	Colour 10
Cobra Infinito Flex	2F76	2F75

* Please refer to the user manuals for further details.