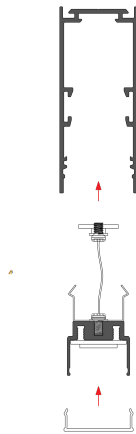
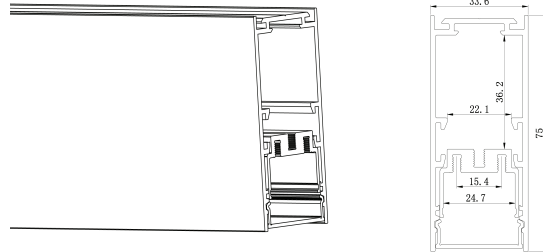


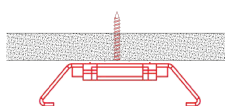
## INSTRUCTION SHEET OF CEILING MOUNTED 34mm PROFILE

**Cautions:**

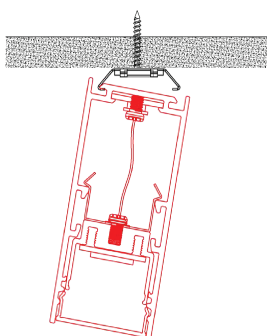
1. Make sure the power stay on power "OFF" position before safe operation;
2. The installation operator must hold a qualified electrician certificate.
3. Check the lighting fixture and accessories before installation. If there is any damage in lamp body or glass ,please stop the installation.



Insert the heatsink to the body and 'click' it  
Put the plastic profile to the body



Screw the spring tool to the ceiling



Apply the profile to the spring like the drawing