



PHOS  
ENGINEERING LIGHT

OCCULAR ROUND PENDANT SPRING  
STANDARD

## OCCULAR ROUND PENDANT SPRING - STANDARD

Simple, elegant powerful – a miniature pendant with a punch!

### PRODUCT FEATURES

Spotlight

Fixed

Interior

LED

IP54

Available in all Phos finishes

Interchangeable optics (pre & post install)

### PHOS STANDARDS

60min fire-certified

Acoustic-rated

UK designed, manufactured and assembled

5 year warranty

### OPTICS

Standard beam angles:  
10° / 20° / 30° / 50°

Ellipsoidal accessories using:

10° optic: 14.8° x 53.2°

20° optic: 24.1° x 58.8°

30° optic: 37.5° x 66.3°

50° optic: 45.8° x 72.6°

### PHYSICAL PROPERTIES

Diameter  $\varnothing$ 75mm

Height 200mm - 1900mm

Cut-out  $\varnothing$ 45mm

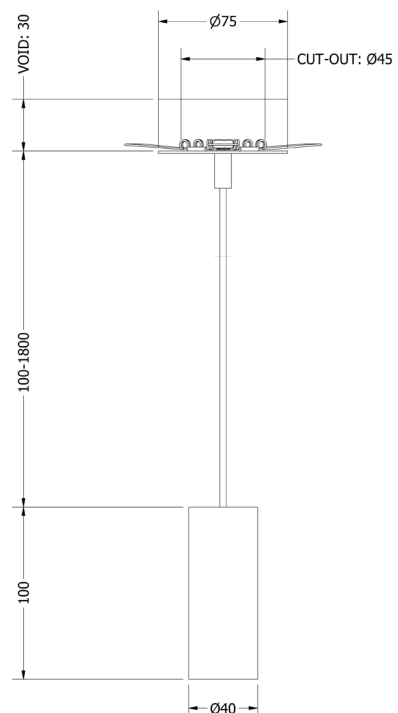
### DRIVER INFORMATION

[Driver Configurator \(Link\)](#)

### PRODUCT VIEW



### DIMENSIONS



## TECHNICAL SPECIFICATIONS

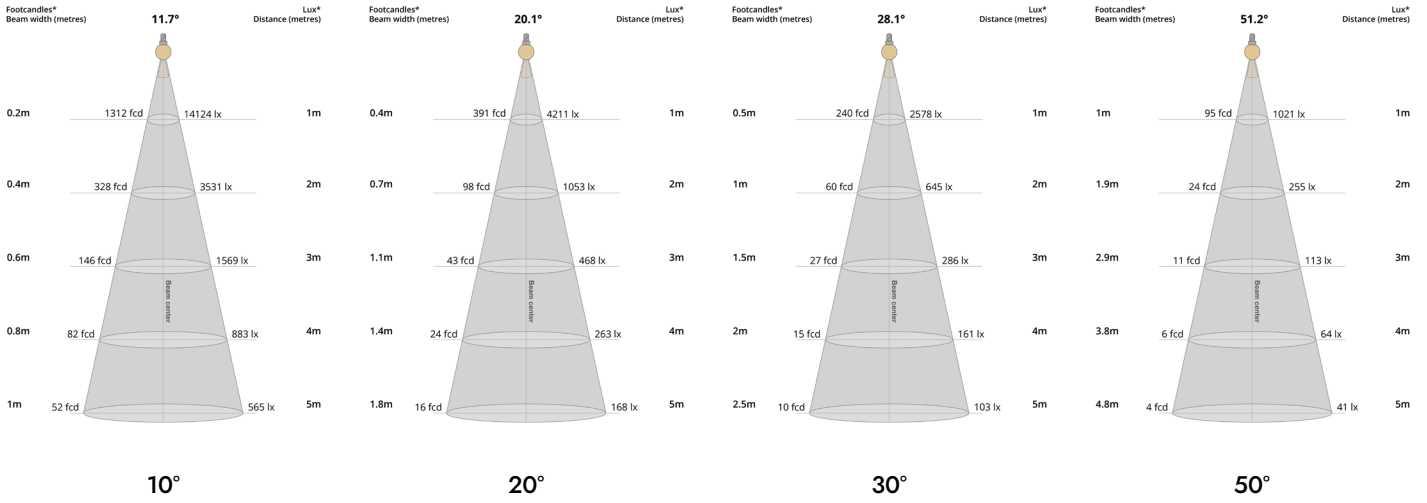
CCT	2700K											
Wattage	4W				9W				14W			
Beam Angles	10°	20°	30°	50°	10°	20°	30°	50°	10°	20°	30°	50°
Luminaire Lumens (lm)	343	301	295	308	585	499	497	510	747	637	631	658
Circuit Watts (c/W)	6	6	6	6	10.6	10.5	10.6	10.5	15.6	15.5	15.5	15.5
Luminaire Efficacy (l/cW)	57	51	49	52	55	47	47	49	48	41	41	42
Luminance (Cd)	6258	1507	862	385	10645	2546	1433	672	14809	3571	2147	863
Forward Voltage (Vf)	11.78				12.36				12.85			
Current (mA)	350				700				1050			

CCT	3000K											
Wattage	4W				9W				14W			
Beam Angles	10°	20°	30°	50°	10°	20°	30°	50°	10°	20°	30°	50°
Luminaire Lumens (lm)	392	341	331	347	659	582	571	584	870	761	750	772
Circuit Watts (c/W)	5.9	5.9	5.8	6	10.6	10.6	10.5	10.5	15.9	15.8	15.6	15.7
Luminaire Efficacy (l/cW)	67	58	57	58	62	55	54	56	55	48	48	49
Luminance (Cd)	6048	1854	1172	455	10624	3176	1963	773	14137	4215	2582	1023
Forward Voltage (Vf)	11.78				12.36				12.85			
Current (mA)	350				700				1050			

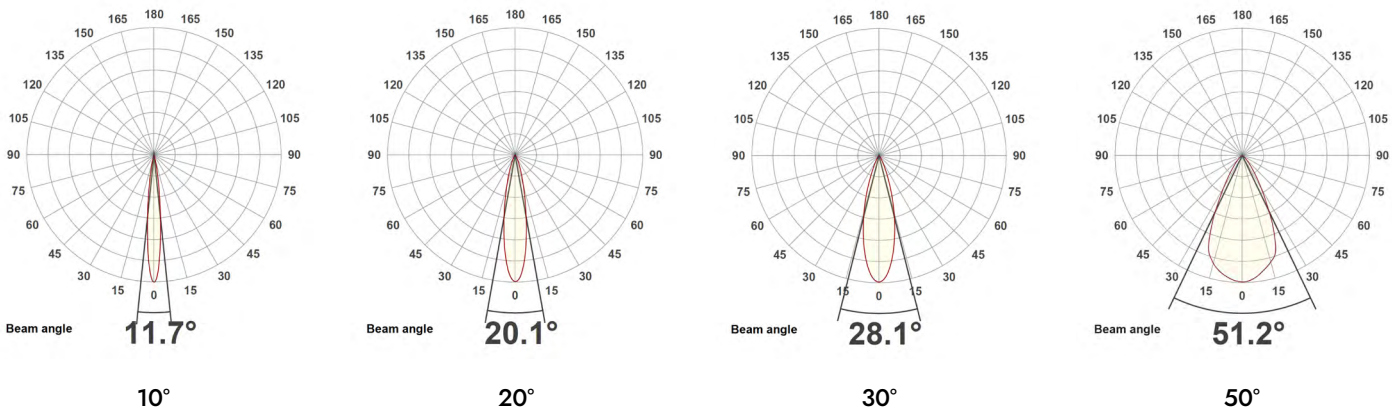
Binning	2 step MacAdams											
CRI	90+											
TM-30-15	Rg 102 Rf 90											
Lumen Maintenance	LM80											
Lifetime	50,000 hours											
Dimming Options	Mains dim / Non-dim / 0-10V / DALI (dim to dark 0.01%) / Casambi											
Flicker Index	0											
SVM: (Visual Flicker)	0.02											
Driver distance from fitting	Up to 10m (AWG 20)*											
Wiring Type	Series											
Accessories	Remote emergency (Maintained / Self Test)											

\*If driver distance from fitting is +10m see driver configurator document for guidance

## LIGHT CONES



## POLAR CURVES



## PARTCODE BUILDER

Example Code: **OC-R-PEN-WT/WT-STD14-30-90-20-1050**

Family	Variant	Body Finish	Inner Baffle Finish	Engine	Power	CCT	CRI	Beam Angle	Driver Current
OC-R Ocular Round	PEN Pendant	WT White Textured	WT White Textured	STD Standard	4 Watts	27 2700K	90	10	350
		B1 Anodised Black	B1 Anodised Black		9 Watts	30 3000K		20	700
		*C Custom	*C Custom		14 Watts	40 4000K		30	1050
								50	

\*Codes for custom finishes can be found on the page 6.

**ACCESSORIES** (multiple inserts available per fitting)



Commissioning Tool (Plastic)  
ACCS-TOOL-P-BAFFLE



SNOOT  
ACCS-SNOOT



Honeycomb Recessed  
ACCS-RECESSED-HCOMB



Honeycomb Flush  
ACCS-FLUSH-HCOMB



Softening Insert Recessed  
ACCS-RECESSED-SOFT



Softening Insert Flush  
ACCS-FLUSH-SOFT



Opal Insert Recessed  
ACCS-RECESSED-OPAL



Opal Insert Flush  
ACCS-FLUSH-OPAL



Elliptical Insert Recessed  
ACCS-RECESSED-10X60ELLIPTICAL



Elliptical Insert Flush  
ACCS-FLUSH-10X60ELLIPTICAL



Colour Change Insert Recessed  
ACCS-RECESSED-FILTER18K  
ACCS-RECESSED-FILTER22K  
ACCS-RECESSED-FILTER24K  
ACCS-RECESSED-FILTER25K



Colour Change Insert Flush  
ACCS-FLUSH-FILTER18K  
ACCS-FLUSH-FILTER22K  
ACCS-FLUSH-FILTER24K  
ACCS-FLUSH-FILTER25K

## FINISHES

Every element of your light can be finished in any of the options below:

### PLATED (Interior ONLY)



Antique Bronze  
01



Antique Brass  
02




Polished Chrome  
03



Satin Nickel  
04



Polished Copper  
05



Satin Copper  
06




Polished Brass  
09

### ANODISED (Interior ONLY, except Orba Exteriors)



Tuba Brass  
11




Antique Gold  
12



Espresso Bronze  
13



Cocoa Bronze  
14



Ice Gold  
15




Mocha Bronze  
16



Taupe Bronze  
17



24K Gold  
18



Champagne Gold  
19



Anodised Black (9005)  
B1


### POWDER COAT (Interior & Exterior)



Pure White (9010)  
W1



Textured White (9010)  
WT



Textured Black (9005)  
BT



RAL Classic  
[www.phos.co.uk/finishes](http://www.phos.co.uk/finishes)



RAL Design  
price on application