



PHOS
ENGINEERING LIGHT

OCCULAR ROUND PENDANT BESA
STANDARD

OCCULAR ROUND PENDANT BESA - STANDARD

Simple, elegant powerful – a miniature pendant with a punch!

PRODUCT FEATURES

Spotlight

Fixed

Interior

LED

IP54

Available in all Phos finishes

Interchangeable optics (pre & post install)

PHOS STANDARDS

60min fire-certified

Acoustic-rated

UK designed, manufactured and assembled

5 year warranty

OPTICS

Standard beam angles:
10° / 20° / 30° / 50°

Ellipsoidal accessories using:

10° optic: 14.8° x 53.2°

20° optic: 24.1° x 58.8°

30° optic: 37.5° x 66.3°

50° optic: 45.8° x 72.6°

PHYSICAL PROPERTIES

Diameter Ø40mm

Height 200mm - 1900mm

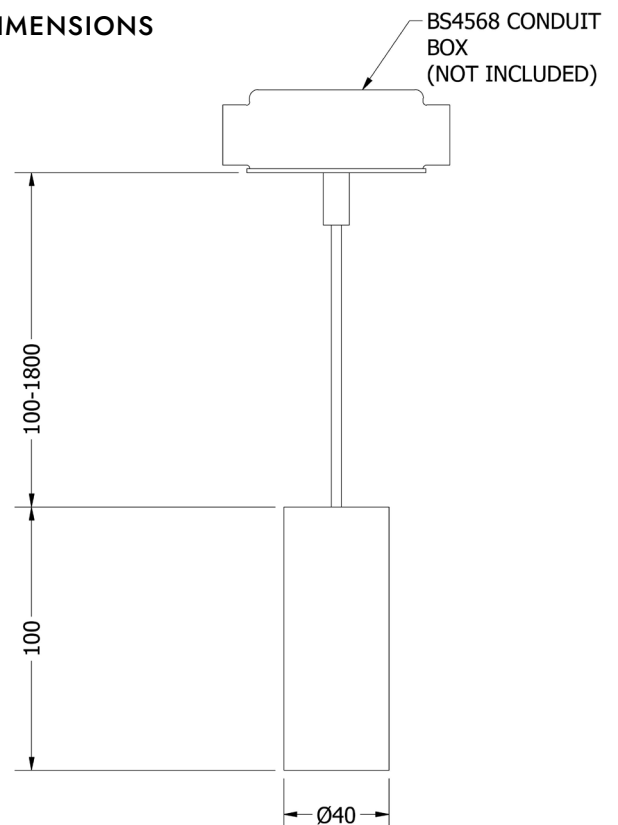
DRIVER INFORMATION

[Driver Configurator \(Link\)](#)

PRODUCT VIEW



DIMENSIONS



TECHNICAL SPECIFICATIONS

CCT	2700K											
Wattage	4W				9W				14W			
Beam Angles	10°	20°	30°	50°	10°	20°	30°	50°	10°	20°	30°	50°
Luminaire Lumens (lm)	343	301	295	308	585	499	497	510	747	637	631	658
Circuit Watts (c/W)	6	6	6	6	10.6	10.5	10.6	10.5	15.6	15.5	15.5	15.5
Luminaire Efficacy (l/cW)	57	51	49	52	55	47	47	49	48	41	41	42
Luminance (Cd)	6258	1507	862	385	10645	2546	1433	672	14809	3571	2147	863
Forward Voltage (Vf)	11.78				12.36				12.85			
Current (mA)	350				700				1050			

CCT	3000K											
Wattage	4W				9W				14W			
Beam Angles	10°	20°	30°	50°	10°	20°	30°	50°	10°	20°	30°	50°
Luminaire Lumens (lm)	392	341	331	347	659	582	571	584	870	761	750	772
Circuit Watts (c/W)	5.9	5.9	5.8	6	10.6	10.6	10.5	10.5	15.9	15.8	15.6	15.7
Luminaire Efficacy (l/cW)	67	58	57	58	62	55	54	56	55	48	48	49
Luminance (Cd)	6048	1854	1172	455	10624	3176	1963	773	14137	4215	2582	1023
Forward Voltage (Vf)	11.78				12.36				12.85			
Current (mA)	350				700				1050			

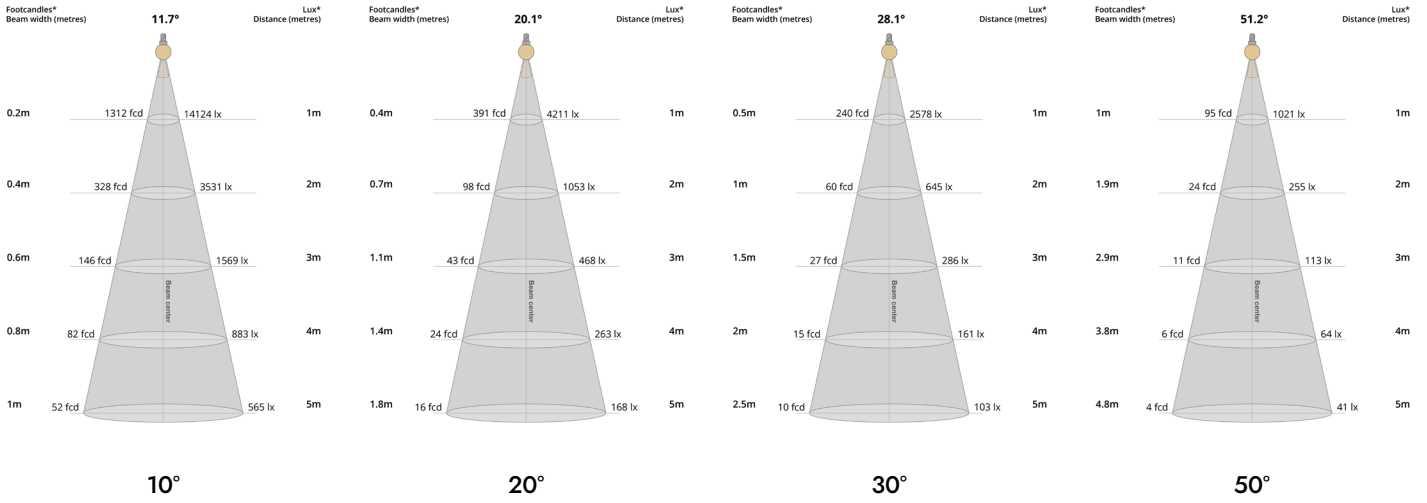
Binning	2 step MacAdams
CRI	90+
TM-30-15	Rg 102 Rf 90
Lumen Maintenance	LM80
Lifetime	50,000 hours

Dimming Options	Mains dim / Non-dim / 0-10V / DALI (dim to dark 0.01%) / Casambi
Flicker Index	0
SVM: (Visual Flicker)	0.02

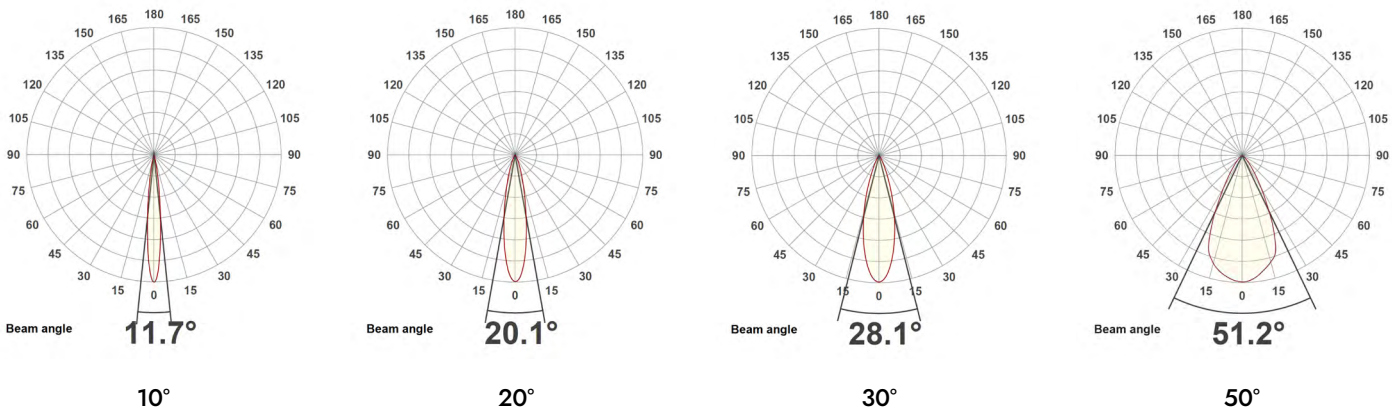
Driver distance from fitting	Up to 10m (AWG 20)*
Wiring Type	Series
Accessories	Remote emergency (Maintained / Self Test)

*If driver distance from fitting is +10m see driver configurator document for guidance

LIGHT CONES



POLAR CURVES



PARTCODE BUILDER

Example Code: **OC-R-PEN-WT/WT-STD14-30-90-20-1050**

Family	Variant	Body Finish	Inner Baffle Finish	Engine	Power	CCT	CRI	Beam Angle	Driver Current
OC-R Ocular Round	PEN Pendant	WT White Textured	WT White Textured	STD Standard	4 Watts	27 2700K	90	10	350
		B1 Anodised Black	B1 Anodised Black		9 Watts	30 3000K		20	700
		*C Custom	*C Custom		14 Watts	40 4000K		30	1050
								50	

*Codes for custom finishes can be found on the page 6.

ACCESSORIES (multiple inserts available per fitting)



Commissioning Tool (Plastic)
ACCS-TOOL-P-BAFFLE



SNOOT
ACCS-SNOOT



Honeycomb Recessed
ACCS-RECESSED-HCOMB



Honeycomb Flush
ACCS-FLUSH-HCOMB



Softening Insert Recessed
ACCS-RECESSED-SOFT



Softening Insert Flush
ACCS-FLUSH-SOFT



Opal Insert Recessed
ACCS-RECESSED-OPAL



Opal Insert Flush
ACCS-FLUSH-OPAL



Elliptical Insert Recessed
ACCS-RECESSED-10X60ELLIPTICAL



Elliptical Insert Flush
ACCS-FLUSH-10X60ELLIPTICAL



Colour Change Insert Recessed
ACCS-RECESSED-FILTER18K
ACCS-RECESSED-FILTER22K
ACCS-RECESSED-FILTER24K
ACCS-RECESSED-FILTER25K



Colour Change Insert Flush
ACCS-FLUSH-FILTER18K
ACCS-FLUSH-FILTER22K
ACCS-FLUSH-FILTER24K
ACCS-FLUSH-FILTER25K

FINISHES

Every element of your light can be finished in any of the options below:

PLATED (Interior ONLY)



Antique Bronze
01



Antique Brass
02




Polished Chrome
03



Satin Nickel
04



Polished Copper
05



Satin Copper
06



Polished Brass
09

ANODISED (Interior ONLY, except Orba Exteriors)



Tuba Brass
11




Antique Gold
12



Espresso Bronze
13



Cocoa Bronze
14




Ice Gold
15




Mocha Bronze
16



Taupe Bronze
17



24K Gold
18



Champagne Gold
19



Anodised Black (9005)
B1


POWDER COAT (Interior & Exterior)



Pure White (9010)
W1



Textured White (9010)
WT



Textured Black (9005)
BT



RAL Classic
www.phos.co.uk/finishes



RAL Design
price on application