

PHOS  
ENGINEERING LIGHT

EYECONIC MINI TRIM SQUARE WALL WASH  
STANDARD

## EYECONIC MINI TRIM SQUARE WALL WASH - STANDARD

The Eyeconic Mini Trim Square Wall Wash is a recessed, fixed downlight with a 62x62mm square bezel, wall wash lens and a discrete removeable anti-glare guard.

### PRODUCT FEATURES

Downlight

Fixed

Interior

LED

IP65

Available in all Phos finishes

Interchangeable optics & accessories (pre & post install)

### PHOS STANDARDS

60min fire-certified

Acoustic-rated

UK designed, manufactured and assembled

5 year warranty

### OPTICS

Standard beam angles:  
Wall Wash

### PHYSICAL PROPERTIES

Diameter  $\varnothing$ 62mm

Height 73mm (4W/9W)

Height 98mm (14W)

Cut-out  $\varnothing$ 56mm

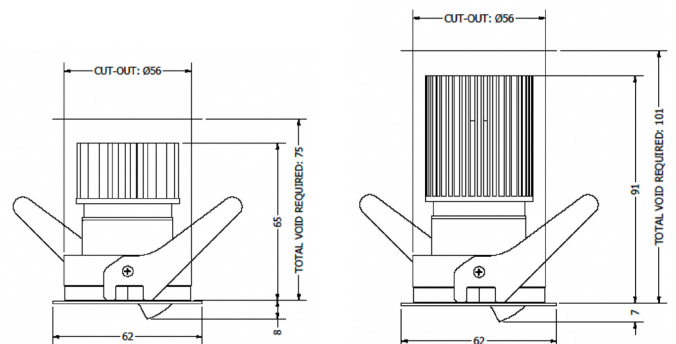
### DRIVER INFORMATION

[Driver Configurator \(Link\)](#)

### PRODUCT VIEW



### DIMENSIONS



4W & 9W

14W

## TECHNICAL SPECIFICATIONS

CCT	2700K		
Wattage	4W	9W	14W
Beam Angles	WW	WW	WW
Luminaire Lumens (lm)	125	211	262
Circuit Watts (c/W)	6	10.8	16.2
Luminaire Efficacy (l/cW)	21	20	16
Luminance (Cd)	147	243	309
Forward Voltage (Vf)	11.78	12.36	12.65
Current (mA)	350	700	1050

CCT	3000K		
Wattage	4W	9W	14W
Beam Angles	WW	WW	WW
Luminaire Lumens (lm)	131	232	302
Circuit Watts (c/W)	6	10.8	16.3
Luminaire Efficacy (l/cW)	22	21	18
Luminance (Cd)	155	268	354
Forward Voltage (Vf)	11.78	12.36	12.65
Current (mA)	350	700	1050

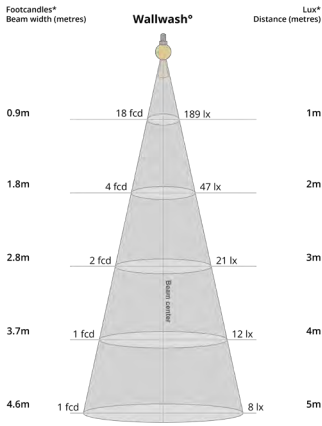
Binning	2 step MacAdams
CRI	90+
TM-30-15	Rg 101 Rf 90
Lumen Maintenance	LM80
Lifetime	50,000 hours

Dimming Options	Mains dim / Non-dim / 0-10V / DALI (dim to dark 0.01%) / Casambi
Flicker Index	0
SVM: (Visual Flicker)	0.02

Driver distance from fitting	Up to 10m (AWG 20)*
Wiring Type	Series
Accessories	Remote emergency (Maintained / Self Test)

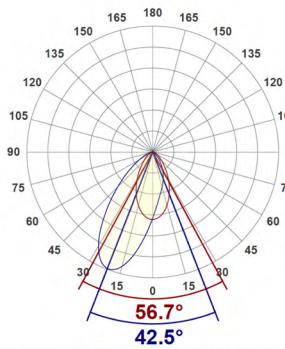
\*If driver distance from fitting is +10m see driver configurator document for guidance

## LIGHT CONES



WW

## POLAR CURVES



WW

## PARTCODE BUILDER

Example Code: **EY-MTSQW-WT/B1-STD14-30-90-WW-1050**

Family	Variant	Bezel Finish	Socket Finish	Engine	Power	CCT	CRI	Beam Angle	Driver Current	
<b>EY</b> Eyeconic	<b>MTSQW</b> Mini Trim Square Wall Wash	<b>WT</b> White Textured	<b>B1</b> Anodised Black	<b>STD</b> Standard	<b>4</b> Watts	<b>27</b> 2700K	<b>90</b>	<b>WW</b>	<b>350</b>	
		<b>B1</b> Anodised Black			<b>9</b> Watts				<b>30</b> 3000K	<b>700</b>
		<b>*C</b> Custom			<b>14</b> Watts					<b>1050</b>

\*Codes for custom finishes can be found on the page 6.

## FINISHES

Every element of your light can be finished in any of the options below:

### PLATED (Interior ONLY)



Antique Bronze  
01



Antique Brass  
02




Polished Chrome  
03



Satin Nickel  
04



Polished Copper  
05



Satin Copper  
06




Polished Brass  
09

### ANODISED (Interior ONLY, except Orba Exteriors)



Tuba Brass  
11




Antique Gold  
12



Espresso Bronze  
13



Cocoa Bronze  
14



Ice Gold  
15




Mocha Bronze  
16



Taupe Bronze  
17



24K Gold  
18



Champagne Gold  
19



Anodised Black (9005)  
B1


### POWDER COAT (Interior & Exterior)



Pure White (9010)  
W1



Textured White (9010)  
WT



Textured Black (9005)  
BT



RAL Classic  
[www.phos.co.uk/finishes](http://www.phos.co.uk/finishes)



RAL Design  
price on application